

AGENDA

**Police Services Board
The Corporation of the Township of Ignace
Wednesday, March 5, 2025
At 2:00 pm at the Multi- Purpose Room**

- 1. Call to Order**

- 2. Motion to Approve the Agenda**

- 3. Declarations of Pecuniary Interest and the General Nature Thereof**

- 4. Minutes of the Previous Meeting**

- 5. Unfinished Business**
 - 5.1**

- 6. Correspondence**
 - 6.1**

- 7. Reports**
 - 7.1 OPP Reports - Quarterly**

- 8. New Business**
 - 8.1 Appoint Chairperson**
 - 8.2 OAPSB 2025 Spring Conference**
 - 8.3 Detachment Board Branding**
 - 8.4 Police Service Board Budget**
 - 8.5 Board Insurance**
 - 8.6 Set Meeting dates for 2025**

- 9. Motion to Adjourn**

CONFERENCE

2025 Spring Conference & AGM

🕒 June 03 - June 05



2025 IN PERSON SPRING CONFERENCE & ANNUAL GENERAL MEETING

OAPSB Conference Chair Lisa Darling invites all members and partners to the 2025 Spring Conference & AGM. The Ontario Association of Police Service Boards' 2025 Spring Conference and AGM is being held in person!

June 3-5, 2025

Best Western Plus Lamplighter Inn & Conference Centre
London, Ontario

[Register Now](#)

PROGRAM

Tuesday June 3

Time	Activity
1:00PM - 1:30PM	OAPSB Welcome to the 2025 Spring Conference
1:30PM - 2:00PM	OAPSB Annual General Meeting <i>Restricted to Member Boards & Their Staff</i>
2:00PM - 2:30PM	Networking Break
2:30PM - 3:15PM	OAPSB Opening Keynote (TBC)
3:15PM - 4:00PM	OAPSB Executive Director, State of the Union
4:00PM	Zone Meetings (as required)
4:30PM	OAPSB Board of Directors Meeting <i>By Invite Only</i>
6:00PM	Welcome Reception & Dinner

Wednesday June 4

Time	Activity
7:30AM – 8:30AM	Hot Buffet Breakfast
8:15AM – 9:00AM	Opening Ceremonies and Welcome Remarks from the Ministry of the Solicitor General – Video
9:00AM – 10:00AM	Meeting the Needs and Demands of a Changing Community by Improving Service Delivery Through the Development of a Culturally Responsive Approach
10:00AM – 10:30AM	Networking Break
10:30AM – 11:30AM	The Inspector General and the Inspectorate of Policing: What Police Boards Need to Know
11:30AM – 12:00PM	Speaker / Sponsor Presentations
12:00PM – 1:00PM	Lunch and Networking Break
1:00PM – 2:15PM	Breakout Session
2:30PM – 3:45PM	Breakout Session
4:00PM – 4:45PM	Recruitment Strategy
4:45PM – 5:00PM	Closing Remarks – Day 2
5:00PM – 6:30PM	Free Time
6:30PM – 10:00PM	Spring Conference Reception & Dinner

Thursday June 5

Time	Activity
7:30AM – 8:30AM	Hot Buffet Breakfast
8:00AM – 9:00AM	Big 12 Meeting (including Breakfast)
9:15AM – 10:30AM	Breakout Session
10:45AM – 12:15PM	Breakout Session
12:15PM – 1:15PM	Lunch and Networking Break
1:15PM – 2:30PM	Panel/Speaker
2:30PM – 2:45PM	Networking Break
2:45PM – 3:45 PM	Advancing Human Rights in Policing: Governance and Operational Strategies for Community-Centred Transformation
3:45 PM – 4:00 PM	Conference Closing Remarks

HOTEL BLOCK



Best Western Plus Lamplighter Inn & Conference Centre
591 Wellington Rd, London, ON, N6C 4R3

Last Day to Book: April 25, 2025

[Click here](#) to book your room or call (519) 681-7151 or toll free 1(888) 232-6747 and quote "OAPSB Spring Conference and AGM"

[Book My Hotel Room Now](#)

SPONSORSHIP OPPORTUNITIES

Member Sponsorship Opportunities

Corporate Sponsorship Opportunities

CORPORATE SPONSORS

PARTNER



MEMBER SPONSORS

GOLD



SILVER



BRONZE





2025 Spring Conference and AGM

June 3, 2025 - June 5, 2025

Description

2025 IN PERSON SPRING CONFERENCE & ANNUAL GENERAL MEETING OAPSB Conference Chair Lisa Darling invites all members and partners to the 2025 Spring Conference & AGM. The Ontario Association of Police Service Boards' 2025 Spring Conference and AGM is being held in person! June 3-5, 2025 Best Western Plus Lamplighter Inn & Conference Centre London, Ontario

Location

Best Western Plus Lamplighter Inn & Conference Centre

591 Wellington Rd, London, ON, N6C 4R3, Canada

Contact Information

Name: Holly Doty

Email: oapsb@oapsb.ca

Congratulations! Your registration is complete!

Attendees

Thank you for registering for the 2025 OAPSB Spring Conference and AGM.

We look forward to seeing you in London from June 3-5, 2025!

If you have not already done so, you can book your hotel room by clicking here (https://www.bestwestern.com/en_US/book/hotel-rooms.66016.html?groupId=S34ZR2K7).

Interested in sponsoring the 2025 OAPSB Spring Conference and AGM? Please click here (<https://oapsb.ca/wp-content/uploads/2025/01/Member-Partner-Package-2025.pdf>) to explore member sponsorship opportunities or click here (<https://oapsb.ca/wp-content/uploads/2025/01/Corporate-Partnership-Package-2025.pdf>) to explore corporate sponsorship opportunities.

If you have any questions please email Taylor at events@oapsb.ca (<mailto:events@oapsb.ca>) or Holly at oapsb@oapsb.ca (<mailto:oapsb@oapsb.ca>).

Attendee Name	Registration Type	Status	Total
Penny Lucas	Member Registration	Registered	\$775.00
Kim Baigrie	Member Registration	Registered	\$775.00
Janet Lett	Member Registration	Registered	\$775.00

Total: \$2,325.00

REVISED ****Important**** Notification regarding OPP Detachment Board Name and Logos for your Detachment Board

From Jennifer Williams <membership@oapsb.ca>


Date Thu 10/31/2024 10:41 AM

To Town Clerk <clerk@ignace.ca>



Ontario
Association of
Police Service
Boards

OAPSB Support With OPP Detachment Board Branding



With the support of OPP Corporate Communications, the Strategy Management Unit (SMU) is developing standardized OPP detachment board branding that will align with the overall OPP branding strategy.

In 2021, the Ministry requested that each detachment catchment area submit one or more board compositions(s) for review and approval. At that time, the naming convention of each board was not required. Ontario Regulation 135/24 (O. Reg. 135/24) made under the Community Safety and Policing Act (CSPA), 2019 outlines the number and composition of each OPP detachment board established for each OPP detachment. It identifies each

board by the OPP detachment that services it, followed by its composition. For submissions that included more than one detachment board, O. Reg. 135/24 included an "area labelled on the map" along with an umber for each board. As an example, "Dryden OPP Detachment Board 2." Boards have requested the ability to create a more professional name that better represents the catchment area of their detachment board.

As provided to all of you in a previous email, the OAPSB was advised by the Ministry that they are supporting the local naming of detachment board(s). The name of the detachment board must represent the catchment area that the board is responsible for. For boards with more than one municipality within the catchment area, OAPSB is recommending that the Terms of Reference document with the municipalities include:

- The name the board will be operating as locally
- How the board is identified and described within O.Reg. 135/24

Further, OAPSB is recommending that detachment board(s) create a bylaw that states:

As outlined in Ontario Regulation 135/24, This board is an OPP Detachment Board in the Ignace geographical area serviced by the Ignace Detachment.

Until such time as the CSPA or O. Reg. 135/24 is amended to reflect the name of our Detachment Board in the corresponding table within O. Reg. 135/24, this Board will be operating as _____ Board. Ignace/Saugeen.

This recommendation does not preclude boards from seeking their their own legal advice regarding the naming of the OPP Detachment Board(s).

In order to expedite the creation of the OPP Detachment Board logos, once your board has met to confirm your board name, we ask that ALL OPP Detachment Boards provide an email stating the Detachment Board name along with a copy of the associated bylaw (bylaw only required if operating name is different than what is in OReg 135/24) to both oapsb@oapsb.ca and opp.strategy.management@opp.ca.

****Please title this email OPP Detachment Board Name - the name of your board**.**

If possible we are asking that you please submit your OPP Detachment Board name to both emails above no later than November 30, 2024.

The OAPSB will compile the information and provide it to the Ministry. The OPP SMU will provide a copy of the updated board logo/branding to each board, along with the associated standard operating procedure. The same process is required for any future board name change request.

OPP Board Naming Flow Chart

Connect With Us!



This email was sent on behalf of Ontario Association of Police Services Boards located at PO Box 43058, London RPO Highland, ON N6J 0A7. [To unsubscribe click here.](#) If you have questions or comments concerning this email contact Ontario Association of Police Services Boards at oapsb@oapsb.ca.

MUNICIPALITY OF IGNACE

Police Services Board Detachment Commander's Report



January - March
2024 First Quarter Report

***Forging strong and effective partnerships with
our communities***

Presented: TBD, 2024

Police Services Board Report for Ignace
2024/Jan to 2024/Mar

Public Complaints	
Policy	0
Service	0
Conduct	2

Date information collected from Professional Standards Bureau Commander Reports: 2024-03-12

Data Source

Ontario Provincial Police, Professional Standards Bureau Commander Reports

- Includes all public policy, service and conduct complaints submitted to the Office of the Independent Police Review Director (OIPRD)

Secondary Employment

Intelligence Led Policing - Crime Abatement Strategy	
Number of Offenders in Program	5
Number of Offenders Charged	3
Number of Charges Laid	20
Number of Checks Performed	29

Date information was collected from Records Management System: 2024-04-03

Staffing Updates	
Transfers:	PC Chris Notte & PC Brock Martin transferred to the Community Street Crime Unit in February. Three new recruits arrived in February - PC Cameron Clark, PC Justine Dela Cruz & PC Denny Van Loon.
Promotions:	A/Sgt Brittany Bembeneck & A/Sgt Chris Lockwood successful in sergeant competition.
Awards:	PC Ron Fults - 20 year exemplary policing medal/commendation for community. PC Natalia Gauthier - 20 year policing medal. D/Sgt Jared Olsen - 20 year exemplary policing medal. PC Marcus Bowyer commendation for exemplary performance of duty. PC Chris Chevrler - commendation for bravery. A/S/Sgt Mitchell Davis - commendation for bravery. PC Cody Fedorchuk - commendation for bravery. PC Melvin Flores Lemus - commendation for bravery. Sgt. Timothy Gadd - commendation for bravery. PC Alex Hickey - commendation for life saving. Sgt Erin Huckell - commendation for bravery. PC Andrew Jones - commendation for lifesaving X2 & St. Johns Ambulance award. PC Chris Notte - commendation for bravery. PC Jonathan Ross - commendation for bravery. PC Michael Stefanelli - commendation for life saving & St. Johns Ambulance award. Sgt. Bob Wright - commendation for life saving.
Other:	Part Time Policing PC Cory Parrish returned from retirement mid January. Detachment Operations Clerk Ashley Brown joined the team in January. Detachment Administration Clerk Jennifer Sanders will be backfilling Arin Pap's maternity leave until March 2025.

Detachment Initiatives	
Number of Targeted Media Releases:	39 news media releases + many social media postings
Crime and Traffic Campaigns/Initiatives:	Easter Weekend Campaign - ranked second in the Province - 325 charges & 42 warnings issued
Other:	Participated in Ignace Public School Marshal Lake fish derby & Nuclear Waste Management Organization event at the Ignace Tavern.

Detachment: 2C - DRYDEN

Location code(s): 2C10 - IGNACE

Area code(s): 2005 - Ignace

Report Generated by:
Mawby, Wendy

Report Generated on:
18-Jun-24 9:51:45 AM
PP-CSC-Operational Planning-4300



Calls For Service (CFS) Billing Summary Report

Ignace
January to March - 2024

Billing Categories <i>(Billing categories below do not match traditional crime groupings)</i>	2024				2023			
	January to March	Year to Date	Time Standard	Year To Date Weighted Hours	January to March	Year to Date	Time Standard	Year To Date Weighted Hours
Violent Criminal Code	15	15	15.4	231.0	18	18	15.4	277.2
Property Crime Violations	6	6	6.3	37.8	12	12	6.3	75.6
Other Criminal Code Violations (Excluding traffic)	12	12	7.3	87.6	12	12	7.3	87.6
Drugs	0	0		0.0	1	1	80.6	80.6
Statutes & Acts	29	29	3.5	101.5	39	39	3.5	136.5
Operational	42	42	3.8	159.6	69	69	3.8	262.2
Operational2	12	12	1.5	18.0	12	12	1.5	18.0
Traffic	2	2	3.8	7.6	7	7	3.8	26.6
Total	118	118		643.1	170	170		964.3

Note to Detachment Commanders:

- The content of each report is to be shared by the Detachment Commander only with the municipality for which it was generated. The municipality may treat this as a public document and distribute it as they wish.
- All data is sourced from the Niche RMS application. Included are 'reported' occurrences (actuals and unfounded occurrences) for 'billable' occurrences ONLY. Data is refreshed on a weekly basis.
- The Traffic category includes motor vehicle collision (MVC) occurrences entered into Niche (UCR code 8521). MVCs are NOT sourced from the eCRS application for this report.
- Only the primary violation is counted within an occurrence.
- Time standards displayed are for the 2024 billing period.

Note to Municipalities:

- Data contained within this report is dynamic in nature and numbers will change over time as the Ontario Provincial Police continues to investigate and solve crime.
- This report is NOT to be used for crime trend analysis as not all occurrences are included.
- Data groupings within this report do not match traditional crime groupings seen in other public reports such as the OPP Police Services Board reports or Statistics Canada reporting.



Calls For Service (CFS) Billing Summary Report

Ignace January to March - 2024

Billing Categories <i>(Billing categories below do not match traditional crime groupings)</i>		2024				2023			
		January to March	Year to Date	Time Standard	Year To Date Weighted Hours	January to March	Year to Date	Time Standard	Year To Date Weighted Hours
Violent Criminal Code	Sexual Assault	3	3	15.4	46.2	3	3	15.4	46.2
	Sexual Interference	1	1	15.4	15.4	0	0		0.0
	Voyeurism	0	0		0.0	1	1	15.4	15.4
	Non-Consensual Distribution of Intimate Images	1	1	15.4	15.4	1	1	15.4	15.4
	Assault With Weapon or Causing Bodily Harm-Level 2	1	1	15.4	15.4	1	1	15.4	15.4
	Assault-Level 1	4	4	15.4	61.6	6	6	15.4	92.4
	Forcible confinement	0	0		0.0	1	1	15.4	15.4
	Criminal Harassment	0	0		0.0	1	1	15.4	15.4
	Indecent/Harassing Communications	1	1	15.4	15.4	1	1	15.4	15.4
	Utter Threats - Master code	1	1	15.4	15.4	3	3	15.4	46.2
	Utter Threats to Person	3	3	15.4	46.2	0	0		0.0
	Total	15	15	15.4	231.0	18	18	15.4	277.2
Property Crime Violations	Break & Enter	2	2	6.3	12.6	3	3	6.3	18.9
	Theft of - Snow Vehicles	0	0		0.0	1	1	6.3	6.3
	Theft Under -master code	0	0		0.0	1	1	6.3	6.3
	Theft under - Other Theft	1	1	6.3	6.3	1	1	6.3	6.3
	Fraud - Money/property/security <= \$5,000	0	0		0.0	1	1	6.3	6.3
	Fraud - Other	0	0		0.0	1	1	6.3	6.3
	Mischief - master code	0	0		0.0	4	4	6.3	25.2
	Interfere with lawful use, enjoyment of property	2	2	6.3	12.6	0	0		0.0
	Property Damage	1	1	6.3	6.3	0	0		0.0
Total	6	6	6.3	37.8	12	12	6.3	75.6	
Other Criminal Code Violations (Excluding traffic)	Offensive Weapons-Prohibited	0	0		0.0	1	1	7.3	7.3
	Bail Violations - Fail To Comply	7	7	7.3	51.1	6	6	7.3	43.8
	Bail Violations - Others	1	1	7.3	7.3	0	0		0.0
	Disturb the Peace	2	2	7.3	14.6	0	0		0.0
	Child Pornography - Possess child pornography	0	0		0.0	1	1	7.3	7.3
	Breach of Probation	0	0		0.0	1	1	7.3	7.3
	Obstruct Justice/Fabricate Evidence	0	0		0.0	1	1	7.3	7.3



Calls For Service (CFS) Billing Summary Report

Ignace January to March - 2024

Billing Categories <i>(Billing categories below do not match traditional crime groupings)</i>		2024				2023			
		January to March	Year to Date	Time Standard	Year To Date Weighted Hours	January to March	Year to Date	Time Standard	Year To Date Weighted Hours
Other Criminal Code Violations (Excluding traffic)	Personate Peace Officer	0	0		0.0	1	1	7.3	7.3
	Contraband Tobacco	2	2	7.3	14.6	0	0		0.0
	Possession of Burglary Tools	0	0		0.0	1	1	7.3	7.3
	Total	12	12	7.3	87.6	12	12	7.3	87.6
Drugs	Trafficking 0 Oploid (other than heroin)	0	0		0.0	1	1	80.6	80.6
	Total	0	0		0.0	1	1	80.6	80.6
Statutes & Acts	Mental Health Act	23	23	3.5	80.5	28	28	3.5	98.0
	Mental Health Act - No contact with Police	0	0		0.0	1	1	3.5	3.5
	Mental Health Act - Threat of Suicide	1	1	3.5	3.5	3	3	3.5	10.5
	Mental Health Act - Voluntary Transport	1	1	3.5	3.5	3	3	3.5	10.5
	Mental Health Act - Placed on Form	1	1	3.5	3.5	0	0		0.0
	Mental Health Act - Apprehension	2	2	3.5	7.0	2	2	3.5	7.0
	Trespass To Property Act	1	1	3.5	3.5	1	1	3.5	3.5
	Childrens Law Reform Act	0	0		0.0	1	1	3.5	3.5
	Total	29	29	3.5	101.5	39	39	3.5	136.5
Operational	Animal - Dog Owners Liability Act	0	0		0.0	1	1	3.8	3.8
	Domestic Disturbance	6	6	3.8	22.8	6	6	3.8	22.8
	Suspicious Person	3	3	3.8	11.4	4	4	3.8	15.2
	Phone -Nuisance - No Charges Laid	1	1	3.8	3.8	3	3	3.8	11.4
	Phone -Other - No Charges Laid	1	1	3.8	3.8	0	0		0.0
	Fire - Building	2	2	3.8	7.6	0	0		0.0
	Fire - Vehicle	0	0		0.0	1	1	3.8	3.8
	Missing Person Located Under 12	0	0		0.0	1	1	3.8	3.8
	Noise Complaint -Master code	0	0		0.0	4	4	3.8	15.2
	Noise Complaint - Vehicle	0	0		0.0	1	1	3.8	3.8
	Noise Complaint - Animal	0	0		0.0	1	1	3.8	3.8
	Noise Complaint - Others	0	0		0.0	1	1	3.8	3.8



Calls For Service (CFS) Billing Summary Report

Ignace January to March - 2024

Billing Categories <i>(Billing categories below do not match traditional crime groupings)</i>		2024				2023			
		January to March	Year to Date	Time Standard	Year To Date Weighted Hours	January to March	Year to Date	Time Standard	Year To Date Weighted Hours
Operational	Found Property - Master code	3	3	3.8	11.4	4	4	3.8	15.2
	Found - Personal Accessories	0	0		0.0	1	1	3.8	3.8
	Found - Household Property	0	0		0.0	1	1	3.8	3.8
	Lost Property - Master code	2	2	3.8	7.6	4	4	3.8	15.2
	Sudden Death - Suicide	0	0		0.0	1	1	3.8	3.8
	Suspicious Vehicle	1	1	3.8	3.8	1	1	3.8	3.8
	Trouble with Youth	2	2	3.8	7.6	2	2	3.8	7.6
	Vehicle Recovered - Other	0	0		0.0	1	1	3.8	3.8
	Unwanted Persons	1	1	3.8	3.8	4	4	3.8	15.2
	Neighbour Dispute	5	5	3.8	19.0	1	1	3.8	3.8
	Overdose/Suspected Overdose - Optfold Related	0	0		0.0	1	1	3.8	3.8
	Assist Public	10	10	3.8	38.0	15	15	3.8	57.0
	Distressed/Overdue Motorist	1	1	3.8	3.8	0	0		0.0
	Family Dispute	4	4	3.8	15.2	10	10	3.8	38.0
	Total	42	42	3.8	159.6	69	69	3.8	262.2
Operational2	False Holdup Alarm - Accidental Trip	0	0		0.0	1	1	1.5	1.5
	False Alarm - Others	1	1	1.5	1.5	1	1	1.5	1.5
	Keep the Peace	7	7	1.5	10.5	5	5	1.5	7.5
	911 call / 911 hang up	3	3	1.5	4.5	3	3	1.5	4.5
	911 call - Dropped Cell	1	1	1.5	1.5	2	2	1.5	3.0
	Total	12	12	1.5	18.0	12	12	1.5	18.0
Traffic	MVC (MOTOR VEHICLE COLLISION) - Master code	0	0		0.0	1	1	3.8	3.8
	MVC - Prop. Dam. Non Reportable	0	0		0.0	2	2	3.8	7.6
	MVC - Prop. Dam. Reportable (MOTOR VEHICLE COLLISION)	1	1	3.8	3.8	2	2	3.8	7.6
	MVC - Prop. Dam. Failed to Remain (MOTOR VEHICLE COLLISION)	1	1	3.8	3.8	2	2	3.8	7.6
	Total	2	2	3.8	7.6	7	7	3.8	26.6
Total	118	118		643.1	170	170		984.3	

Note to Detachment Commanders:

Report Content Last Updated:
2024/06/15

Report generated by:
Mawby, Wendy

Report generated on:
18-Jun-24 10:10:44 AM
Page 3 of 4



Calls For Service (CFS) Billing Summary Report

Ignace
January to March - 2024

- The content of each report is to be shared by the Detachment Commander only with the municipality for which it was generated. The municipality may treat this as a public document and distribute it as they wish.
- All data is sourced from the Niche RMS application. Included are 'reported' occurrences (actuals and unfounded occurrences) for 'billable' occurrences ONLY. Data is refreshed on a weekly basis.
- The Traffic category includes motor vehicle collision (MVC) occurrences entered into Niche (UCR code 8521). MVCs are NOT sourced from the eCRS application for this report.
- Only the primary violation is counted within an occurrence.
- Time standards displayed are for the 2024 billing period.

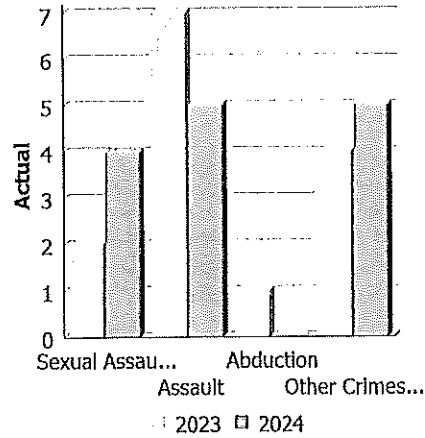
Note to Municipalities:

- Data contained within this report is dynamic in nature and numbers will change over time as the Ontario Provincial Police continues to investigate and solve crime.
- This report is NOT to be used for crime trend analysis as not all occurrences are included.
- Data groupings within this report do not match traditional crime groupings seen in other public reports such as the OPP Police Services Board reports or Statistics Canada reporting.

Police Services Board Report for Ignace
Records Management System
January to March - 2024

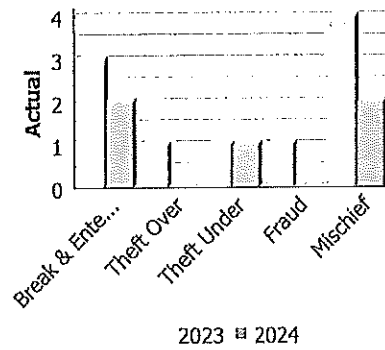
Violent Crime

Actual	January to March			Year to Date - March		
	2023	2024	% Change	2023	2024	% Change
Murder	0	0	--	0	0	--
Other Offences Causing Death	0	0	--	0	0	--
Attempted Murder	0	0	--	0	0	--
Sexual Assault	2	4	100.0%	2	4	100.0%
Assault	7	5	-28.6%	7	5	-28.6%
Abduction	1	0	-100.0%	1	0	-100.0%
Robbery	0	0	--	0	0	--
Other Crimes Against a Person	4	5	25.0%	4	5	25.0%
Total	14	14	0.0%	14	14	0.0%




Property Crime

Actual	January to March			Year to Date - March		
	2023	2024	% Change	2023	2024	% Change
Arson	0	0	--	0	0	--
Break & Enter	3	2	-33.3%	3	2	-33.3%
Theft Over	1	0	-100.0%	1	0	-100.0%
Theft Under	1	1	0.0%	1	1	0.0%
Have Stolen Goods	0	0	--	0	0	--
Fraud	1	0	-100.0%	1	0	-100.0%
Mischief	4	2	-50.0%	4	2	-50.0%
Total	10	5	-50.0%	10	5	-50.0%



Drug Crime

Actual	January to March			Year to Date - March		
	2023	2024	% Change	2023	2024	% Change
Possession	0	0	--	0	0	--
Trafficking	0	0	--	0	0	--
Importation and Production	0	0	--	0	0	--
Total	0	0	--	0	0	--

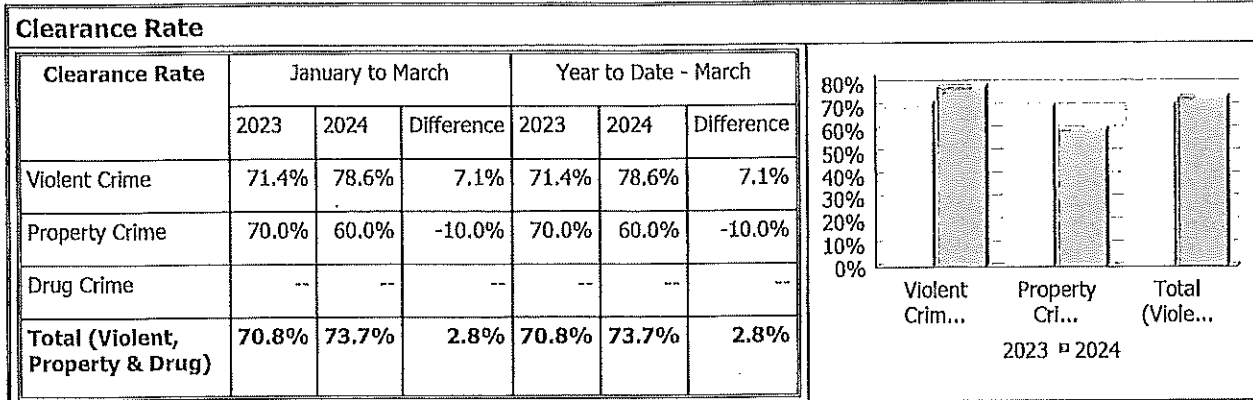


Detachment: 2C - DRYDEN
 Location code(s): 2C10 - IGNACE
 Area code(s): 2005 - Ignace
 Data source date:
 2024/06/15

Report Generated by:
 Mawby, Wendy

Report Generated on:
 18-Jun-24 10:13:15 AM
 PP-CSC-Operational Planning-4300

Police Services Board Report for Ignace
Records Management System
January to March - 2024



Data contained within this report is dynamic in nature and numbers will change over time as the Ontario Provincial Police continue to investigate and solve crime.

Data Utilized

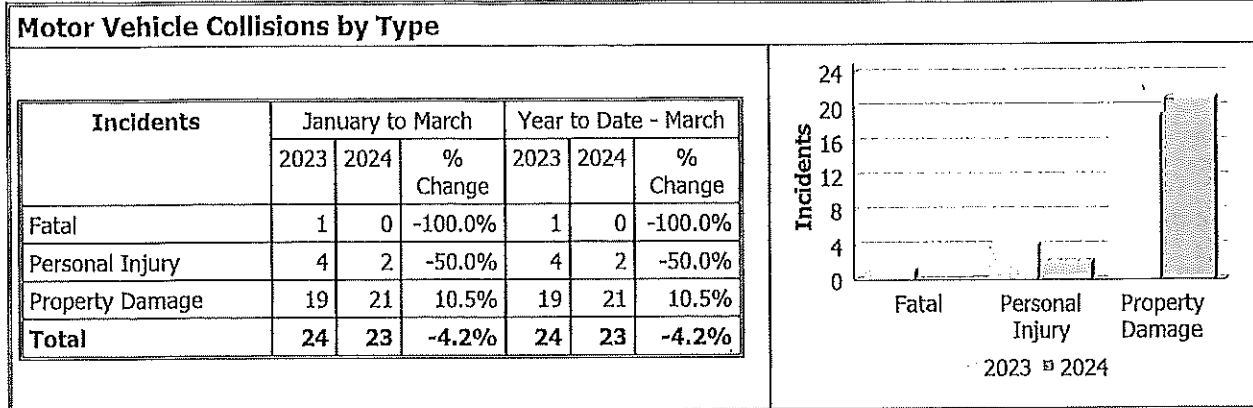
- Major Crimes
- Niche RMS All Offence Level Business Intelligence Cube

Detachment: 2C - DRYDEN
Location code(s): 2C10 - IGNACE
Area code(s): 2005 - Ignace
Data source date:
 2024/06/15

Report Generated by:
 Mawby, Wendy

Report Generated on:
 18-Jun-24 10:13:15 AM
 PP-CSC-Operational Planning-4300

Police Services Board Report for Municipality of Ignace
Collision Reporting System
January to March - 2024



Data Utilized

- SQL online application reporting system -- OPP CRS 2.3.09
- Collision Reporting System Business Intelligence Cube

Detachment: 2C - DRYDEN

Location code(s): 2C10-IGNACE, 2C11-IGNACE (Ignace (MI))

Data source date:

2024/04/02

Report Generated by:

Mawby, Wendy

Report Generated on:

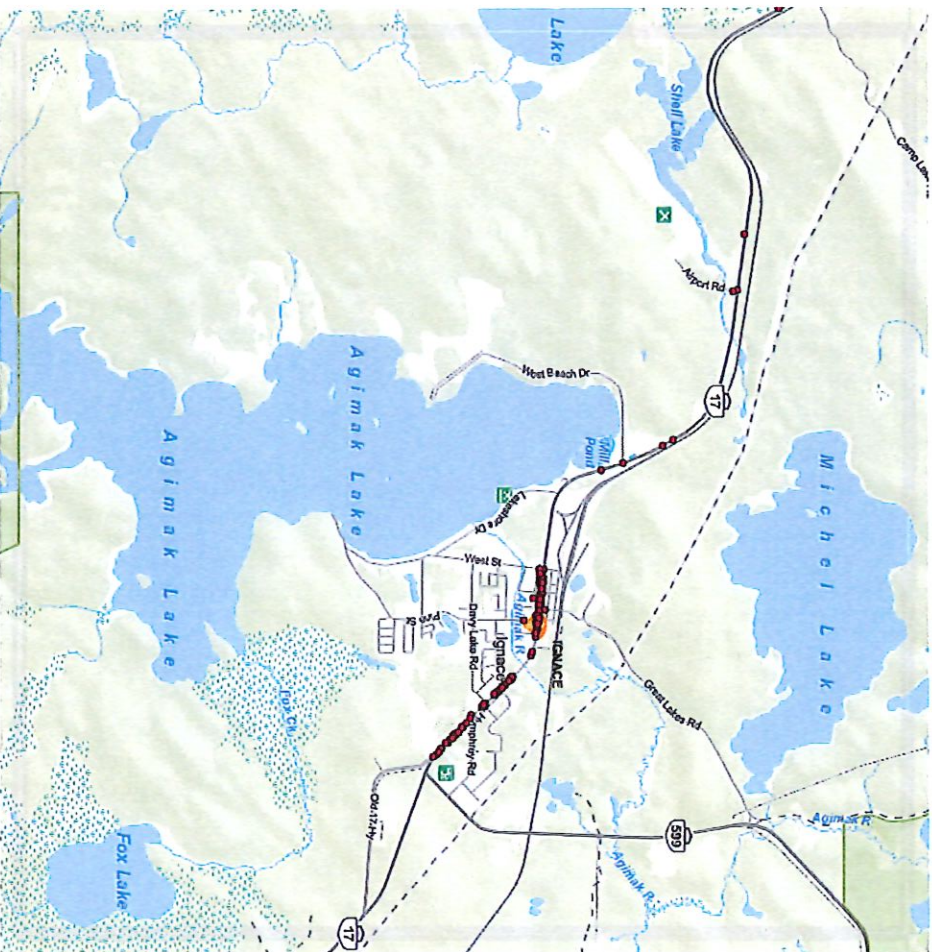
3-Apr-24 4:04:34 PM

PP-CSC-Operational Planning-4300

Ignace e-Ticket Map

January – March 2024

156 e-ticket occurrences



MUNICIPALITY OF IGNACE

Police Services Board Detachment Commander's Report



April - June
2024 Second Quarter Report

***Forging strong and effective partnerships with
our communities***

Presented: TBD

Police Services Board Report for Municipality of Ignace
2024/Apr to 2024/Jun

Public Complaints	
Policy	0
Service	0
Conduct	0

Date information collected from Professional Standards Bureau Commander Reports: 2024-07-17

Data Source

Ontario Provincial Police, Professional Standards Bureau Commander Reports

- Includes all public policy, service and conduct complaints submitted to the Office of the Independent Police Review Director (OIPRD)

Secondary Employment

Intelligence Led Policing - Crime Abatement Strategy	
Number of Offenders in Program	5
Number of Offenders Charged	3
Number of Charges Laid	10
Number of Checks Performed	7

Date information was collected from Records Management System: 2024-07-17

Staffing Updates	
Transfers:	Transfer Out: Constable Jessica Nichols (June)
Other:	Recruitment Event at the NWMO Centre

Detachment Initiatives	
Number of Targeted Media Releases:	96 Social Media Posts + 51 Media Releases
Crime and Traffic Campaigns/Initiatives:	May Traffic Campaign 514 charges and 86 warnings - #1 Northwest Regin, #5 in the Province
Other:	Recruitment Event at NWMO Centre.

Detachment Emergency Planning Activities	
Emergency Planning Activities	*
Continuity Of Operations Plan Status	*
Table-Top Exercises	*
Other:	*

Detachment: 2C - DRYDEN
Location code(s): 2C10 - IGNACE
Area code(s): 2005 - Ignace

Report Generated by:
Mawby, Wendy

Report Generated on:
17-Jul-24 10:47:49 AM
PP-CSC-Operational Planning-4300

**OPP Detachment Board Report
Collision Reporting System
April - June 2024**

Motor Vehicle Collisions by Type						
April - June						
Year	2022		2023		2024	
CollisionType	Incidents	% Change	Incidents	% Change	Incidents	% Change
Fatal Injury	0	--	0	--	0	--
Non-Fatal Injury	1	-50.0%	1	0.0%	0	-100.0%
Property Damage Only	5	66.7%	2	-60.0%	3	50.0%
Total	6	20.0%	3	-50.0%	3	0.0%

YTD						
Year	2022		2023		2024	
CollisionType	Incidents	% Change	Incidents	% Change	Incidents	% Change
Fatal Injury	0	--	0	--	0	--
Non-Fatal Injury	1	-50.0%	2	100.0%	0	-100.0%
Property Damage Only	15	275.0%	6	-60.0%	5	-16.7%
Total	16	166.7%	8	-50.0%	5	-37.5%

Year ● 2022 ● 2023 ● 2024

Collision Type	2024 Incidents
Fatal Injury	0
Non-Fatal Injury	1
Property Damage Only	3

Data source (Collision Reporting System) date:
15-Jul-2024

Detachment: 2C - DRYDEN
Location code(s): 2C10 - IGNACE

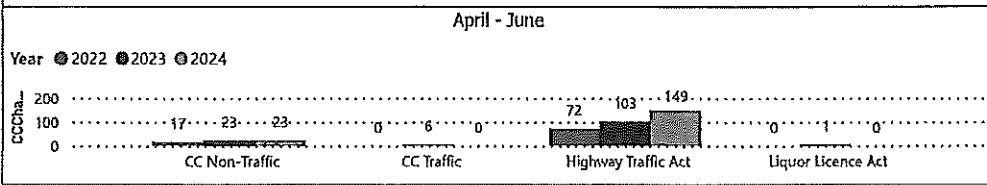
Area(s): 2005 - Ignace
Data source date:
15-Jul-2024

Report Generated on:
16-Jul-2024 4:07:12 PM

**OPP Detachment Board Report
Records Management System
April - June 2024**

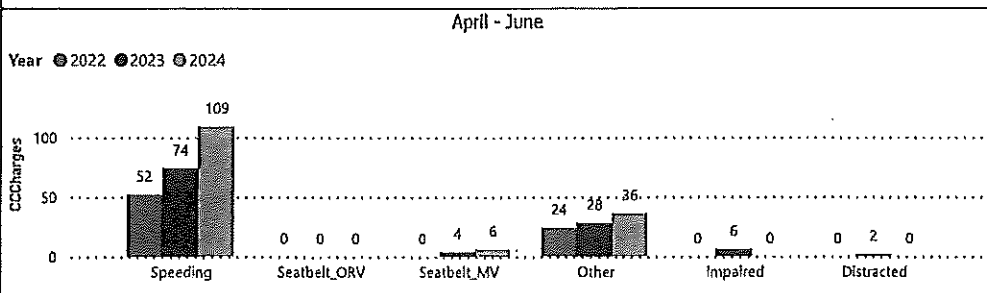
Criminal Code and Provincial Statute Charges Laid						
April - June						
Year	2022		2023		2024	
ChargeCategory1	Offence Count	% Change	Offence Count	% Change	Offence Count	% Change
CC Non-Traffic	17	0.0%	23	35.3%	23	0.0%
CC Traffic	0	-100.0%	6	--	0	-100.0%
Highway Traffic Act	72	100.0%	103	43.1%	149	44.7%
Liquor Licence Act	0	--	1	--	0	-100.0%
Total	89	64.8%	133	49.4%	172	29.3%

YTD						
Year	2022		2023		2024	
ChargeCategory1	Offence Count	% Change	Offence Count	% Change	Offence Count	% Change
CC Non-Traffic	68	112.5%	70	2.9%	63	-10.0%
CC Traffic	8	166.7%	9	12.5%	0	-100.0%
Highway Traffic Act	121	120.0%	176	45.5%	420	138.6%
Liquor Licence Act	1	--	2	100.0%	1	-50.0%
Total	198	120.0%	257	29.8%	484	88.3%



Traffic Related Charges						
April - June						
Year	2022		2023		2024	
ChargeCategory2	Offence Count	% Change	Offence Count	% Change	Offence Count	% Change
Speeding	52	85.7%	74	42.3%	109	47.3%
Seatbelt_ORV	0	--	0	--	0	--
Seatbelt_MV	0	-100.0%	4	--	6	50.0%
Other	24	380.0%	28	16.7%	36	28.6%
Impaired	0	--	6	--	0	-100.0%
Distracted	0	--	2	--	0	-100.0%

YTD						
Year	2022		2023		2024	
ChargeCategory2	Offence Count	% Change	Offence Count	% Change	Offence Count	% Change
Speeding	87	123.1%	118	35.6%	227	92.4%
Seatbelt_ORV	0	--	0	--	0	--
Seatbelt_MV	0	-100.0%	4	--	21	425.0%
Other	43	230.8%	65	51.2%	187	187.7%
Impaired	8	--	7	-12.5%	0	-100.0%
Distracted	0	--	2	--	0	-100.0%

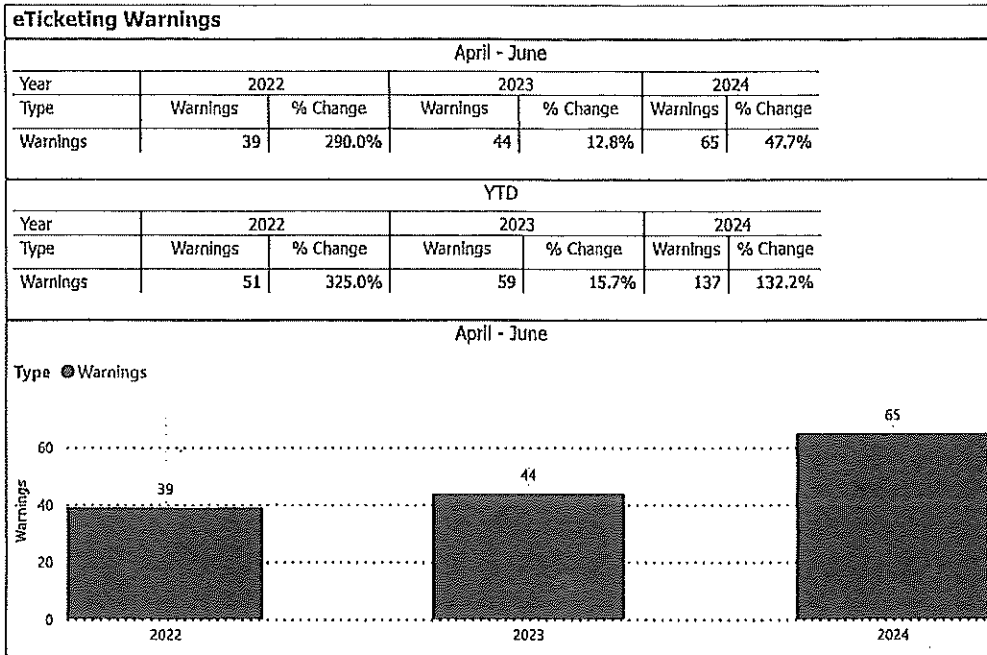


Detachment: 2C - DRYDEN
Location code(s): 2C10 - IGNACE

Area(s): 2005 - Ignace
Data source date:
15-Jul-2024

Report Generated on:
16-Jul-2024 4:07:12 PM

**OPP Detachment Board Report
Records Management System
April - June 2024**



Detachment: 2C - DRYDEN
Location code(s): 2C10 - IGNACE

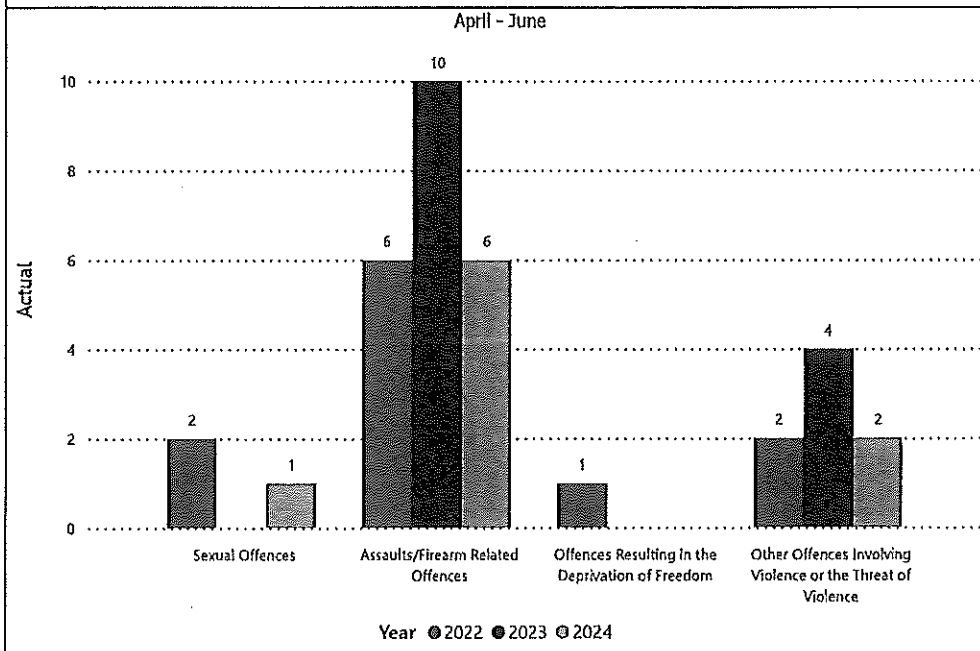
Area(s): 2005 - Ignace
Data source date:
15-Jul-2024

Report Generated on:
16-Jul-2024 4:07:12 PM

**OPP Detachment Board Report
Records Management System
April - June 2024**

Violent Crime						
April-June						
Year	2022		2023		2024	
	Actual	% Change	Actual	% Change	Actual	% Change
Homicides	0	--	0	--	0	--
Other Offences Causing Death	0	--	0	--	0	--
Attempted Murder	0	--	0	--	0	--
Sexual Offences	2	--	0	-100.0%	1	--
Assaults/Firearm Related Offences	6	-25.0%	10	66.7%	6	-40.0%
Offences Resulting in the Deprivation of Freedom	1	--	0	-100.0%	0	--
Robbery	0	--	0	--	0	--
Other Offences Involving Violence or the Threat of Violence	2	100.0%	4	100.0%	2	-50.0%
Offences In Relation to Sexual Services	0	--	0	--	0	--
Total	11	22.2%	14	27.3%	9	-35.7%

YTD						
Year	2022		2023		2024	
	Actual	% Change	Actual	% Change	Actual	% Change
Homicides	0	--	0	--	0	--
Other Offences Causing Death	0	--	0	--	0	--
Attempted Murder	0	--	0	--	0	--
Sexual Offences	6	--	3	-50.0%	6	100.0%
Assaults/Firearm Related Offences	21	40.0%	17	-19.0%	11	-35.3%
Offences Resulting in the Deprivation of Freedom	2	--	1	-50.0%	0	-100.0%
Robbery	0	--	0	--	0	--
Other Offences Involving Violence or the Threat of Violence	4	-20.0%	8	100.0%	7	-12.5%
Offences In Relation to Sexual Services	0	--	0	--	0	--
Total	33	65.0%	29	-12.1%	24	-17.2%



Detachment: 2C - DRYDEN
Location code(s): 2C10 - IGNACE

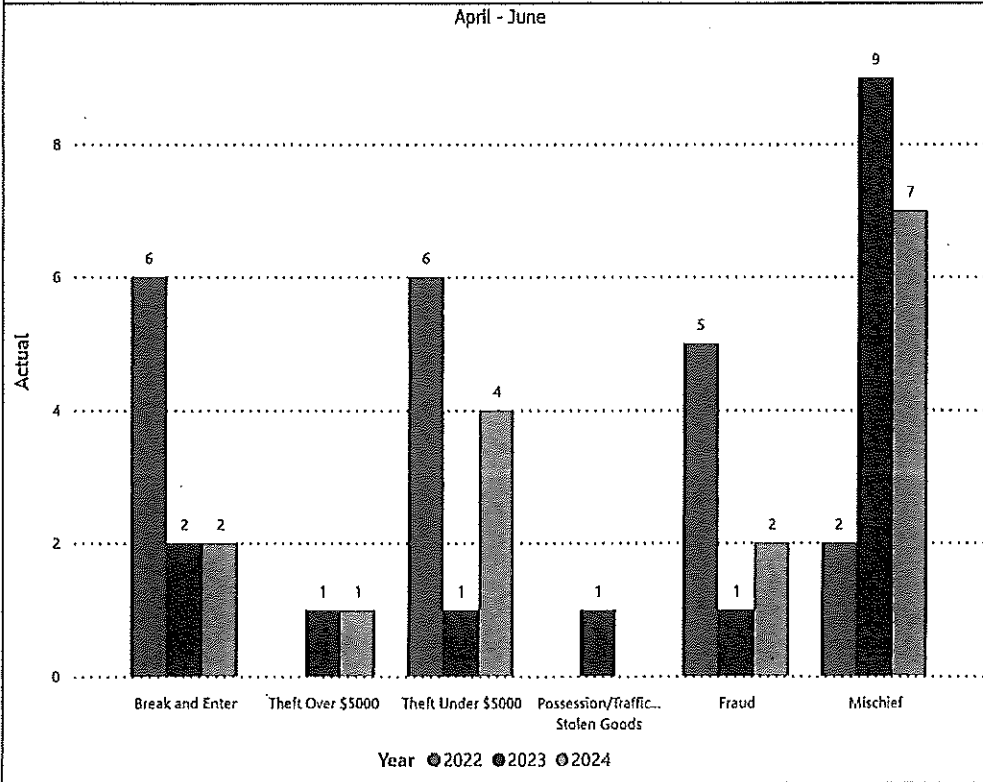
Area(s): 2005 - Ignace
Data source date:
15-Jul-2024

Report Generated on:
16-Jul-2024 4:07:12 PM

**OPP Detachment Board Report
Records Management System
April - June 2024**

Property Crime						
April - June						
Year	2022		2023		2024	
ViolationGrp	Actual	% Change	Actual	% Change	Actual	% Change
Arson	0	-100.0%	0	--	0	--
Break and Enter	6	--	2	-66.7%	2	0.0%
Theft Over \$5000	0	-100.0%	1	--	1	0.0%
Theft Under \$5000	6	500.0%	1	-83.3%	4	300.0%
Possession/Trafficking Stolen Goods	0	--	1	--	0	-100.0%
Fraud	5	400.0%	1	-80.0%	2	100.0%
Mischief	2	-60.0%	9	350.0%	7	-22.2%
Total	19	111.1%	15	-21.1%	16	6.7%

YTD						
Year	2022		2023		2024	
ViolationGrp	Actual	% Change	Actual	% Change	Actual	% Change
Arson	1	0.0%	0	-100.0%	0	--
Break and Enter	8	--	5	-37.5%	4	-20.0%
Theft Over \$5000	1	0.0%	2	100.0%	1	-50.0%
Theft Under \$5000	10	150.0%	2	-80.0%	5	150.0%
Possession/Trafficking Stolen Goods	0	-100.0%	1	--	0	-100.0%
Fraud	6	500.0%	2	-66.7%	2	0.0%
Mischief	4	-42.9%	13	225.0%	9	-30.8%
Total	30	100.0%	25	-16.7%	21	-16.0%



Detachment: 2C - DRYDEN
Location code(s): 2C10 - IGNACE

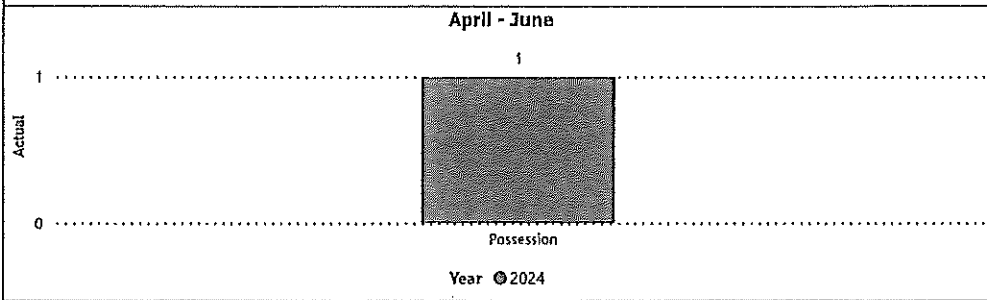
Area(s): 2005 - Ignace
Data source date:
15-Jul-2024

Report Generated on:
16-Jul-2024 4:07:12 PM

**OPP Detachment Board Report
Records Management System
April - June 2024**

Drug Crime						
April - June						
Year	2022		2023		2024	
	Actual	% Change	Actual	% Change	Actual	% Change
Possession	0	--	0	--	1	--
Trafficking	0	--	0	--	0	--
Importation & Production	0	--	0	--	0	--
Cannabis Possession	0	--	0	--	0	--
Cannabis Distribution	0	-100.0%	0	--	0	--
Cannabis Sale	0	--	0	--	0	--
Cannabis Importation & Exportation	0	--	0	--	0	--
Cannabis Production	0	--	0	--	0	--
Other Cannabis Violations	0	--	0	--	0	--
Total	0	-100.0%	0	--	1	--

YTD						
Year	2022		2023		2024	
	Actual	% Change	Actual	% Change	Actual	% Change
Possession	0	--	0	--	1	--
Trafficking	0	--	1	--	0	-100.0%
Importation & Production	1	--	0	-100.0%	0	--
Cannabis Possession	0	--	0	--	0	--
Cannabis Distribution	0	-100.0%	0	--	0	--
Cannabis Sale	0	--	0	--	0	--
Cannabis Importation & Exportation	0	--	0	--	0	--
Cannabis Production	0	--	0	--	0	--
Other Cannabis Violations	0	--	0	--	0	--
Total	1	-50.0%	1	0.0%	1	0.0%



Top 3 Violation Types					Top 5 Violation Groups					
April - June					April - June					
Actual	Year				ViolationGrp	Year				Total
	2021	2022	2023	2024		2021	2022	2023	2024	
20	9	19	14	16	Assaults/Firearm Related Offences Provincial Statutes Mischief Failure to Comply Theft Under \$5000	8	6	10	6	30
15	9	11	15	7		6	4	12	4	26
10	9	4	9	9		5	2	9	7	23
5	9	4	9	7		6	3	5	6	20
0	9	4	9	7		1	6	1	4	12

Detachment: 2C - DRYDEN
Location code(s): 2C10 - IGNACE

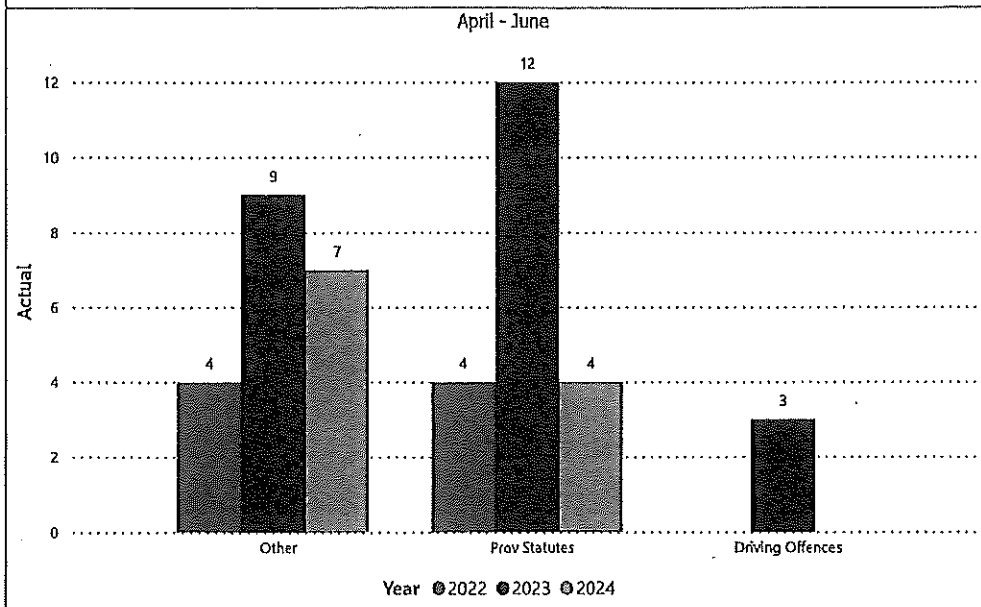
Area(s): 2005 - Ignace
Data source date:
15-Jul-2024

Report Generated on:
16-Jul-2024 4:07:12 PM

**OPP Detachment Board Report
Records Management System
April - June 2024**

Other Crime Occurrences						
April - June						
Year	2022		2023		2024	
	Actual	% Change	Actual	% Change	Actual	% Change
Other	4	-50.0%	9	125.0%	7	-22.2%
Fed Statutes	0	--	0	--	0	--
Prov Statutes	4	-33.3%	12	200.0%	4	-66.7%
Driving Offences	0	-100.0%	3	--	0	-100.0%
Total	8	-46.7%	24	200.0%	11	-54.2%

YTD						
Year	2022		2023		2024	
	Actual	% Change	Actual	% Change	Actual	% Change
Other	9	-30.8%	19	111.1%	18	-5.3%
Fed Statutes	1	0.0%	0	-100.0%	0	--
Prov Statutes	8	-27.3%	17	112.5%	10	-41.2%
Driving Offences	5	25.0%	6	20.0%	0	-100.0%
Total	23	-20.7%	42	82.6%	28	-33.3%



Detachment: 2C - DRYDEN
Location code(s): 2C10 - IGNACE

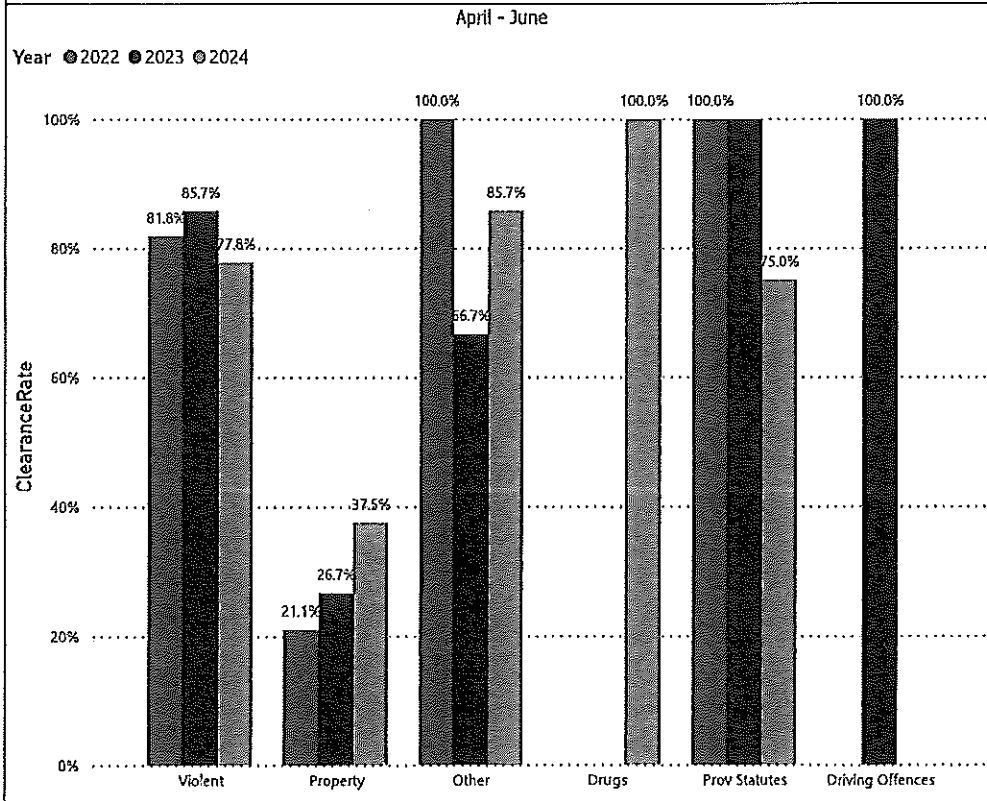
Area(s): 2005 - Ignace
Data source date:
15-Jul-2024

Report Generated on:
16-Jul-2024 4:07:12 PM

**OPP Detachment Board Report
Records Management System
April - June 2024**

Clearance Rate						
April - June						
Year	2022		2023		2024	
	%	% Change	%	% Change	%	% Change
Violent	81.8%	5.2%	85.7%	4.8%	77.8%	-9.3%
Property	21.1%	-36.8%	26.7%	26.7%	37.5%	40.6%
Other	100.0%	60.0%	66.7%	-33.3%	85.7%	28.6%
Drugs		-100.0%			100.0%	--
Fed Statutes						
Prov Statutes	100.0%	20.0%	100.0%	0.0%	75.0%	-25.0%
Driving Offences		--	100.0%	--		-100.0%

YTD						
Year	2022		2023		2024	
	%	% Change	%	% Change	%	% Change
Violation_rollup						
Violent	81.8%	-3.7%	79.3%	-3.1%	75.0%	-5.4%
Property	36.7%	10.0%	44.0%	20.0%	42.9%	-2.6%
Other	100.0%	44.4%	84.2%	-15.8%	94.4%	12.2%
Drugs	100.0%	0.0%	100.0%	0.0%	100.0%	0.0%
Fed Statutes	100.0%	--		-100.0%		
Prov Statutes	100.0%	22.2%	100.0%	0.0%	90.0%	-10.0%
Driving Offences	100.0%	300.0%	100.0%	0.0%		-100.0%

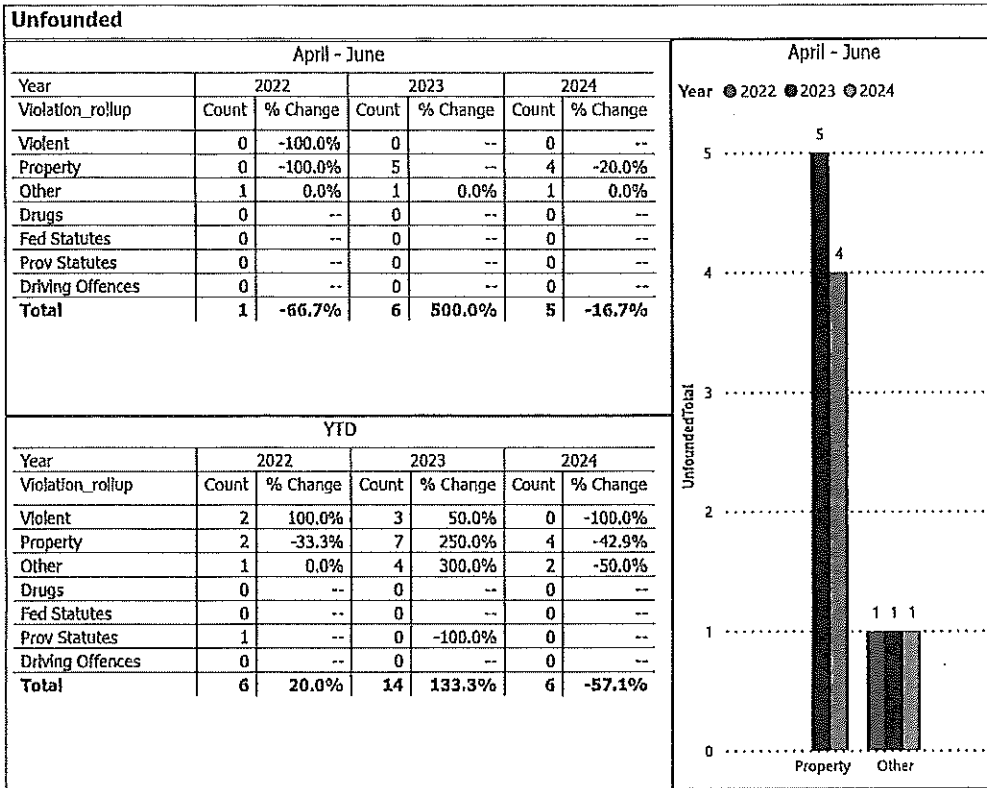


Detachment: 2C - DRYDEN
Location code(s): 2C10 - IGNACE

Area(s): 2005 - Ignace
Data source date:
15-Jul-2024

Report Generated on:
16-Jul-2024 4:07:12 PM

**OPP Detachment Board Report
Records Management System
April - June 2024**



Detachment 2C - DRYDEN
Locallion code(s): 2C10 - IGNACE

Area(s): 2005 - Ignace
Data source date:
10-May-2024

Report Generated on:
16-Jul-2024 4:07:12 PM

**OPP Detachment Board Report
Records Management System
April - June 2024**

Public Complaints (Detachment Level Only)						
April - June						
Year	2022		2023		2024	
INCIDENT_TYPE	Count	% Change	Count	% Change	Count	% Change
Conduct	0	--	0	--	0	--
Policy	0	--	0	--	0	--
Service	0	--	0	--	0	--
Total	0	--	0	--	0	--

YTD						
Year	2022		2023		2024	
INCIDENT_TYPE	Count	% Change	Count	% Change	Count	% Change
Conduct	0	--	0	--	0	--
Policy	0	--	0	--	0	--
Service	0	--	0	--	0	--
Total	0	--	0	--	0	--

April - June			
Year	2022	2023	2024
Conduct	0	0	0
Policy	0	0	0
Service	0	0	0

Data source: RMS Data Feed
Ontario Provincial Police, Professional Standards Bureau Commander Reports - File Manager System

Data source date:
(Blank)

Daily Activity Reporting

Daily Activity Reporting Patrol Hours			
April - June			
ODCdescr	2022	2023	2024
Patrol-Cruiser	362.25	378.00	565.25
Patrol-Aircraft	0.00	0.00	0.00
Patrol-Motorcycle	0.00	0.00	0.00
Patrol-Marine	0.00	0.00	0.00
Patrol-ATV	0.00	0.00	0.00
Patrol-Snowmobile	0.00	0.00	0.00
Patrol-Bicycle	0.00	0.00	0.00
Patrol-Foot	18.75	45.00	28.00
Patrol-School	8.00	14.25	10.25
Total	389.00	437.25	603.50

Patrol Hours			
Year	2022	2023	2024
Patrol-Cruiser	362.25	378.00	565.25
Patrol-Foot	18.75	45.00	28.00
Patrol-School	8.00	14.25	10.25

Data source (Daily Activity Reporting System) date:
15-Jul-2024

Detachment: 2C - DRYDEN
Location code(s): 2C10 - IGNACE

Data source date:
(Blank)

Report Generated on:
16-Jul-2024 4:07:12 PM

**OPP Detachment Board Report
Records Management System
April - June 2024**

Youth Charges by Disposition Type			
April - June			
Disposition_Type	2022	2023	2024
Bail	0	0	0
Conviction	0	0	0
Diversion	0	0	0
NonConviction	0	0	0
NotAccepted	0	0	0
POATicket	0	0	0
Total	0	0	0
YTD			
Disposition_Type	2022	2023	2024
Bail	0	0	0
Conviction	0	0	0
Diversion	0	0	0
NonConviction	0	0	1
NotAccepted	0	0	0
POATicket	0	0	0
Total	0	0	1

Youth Charges by Disposition and Occurrence Type		
April - June		
Year	2024	Total
OccType		
Total		0

YTD					
Year	2024				Total
OccType	Conviction	Diversion	NonConviction	NotAccepted	
Bail violations	0	0	1	0	1
Total	0	0	1	0	1

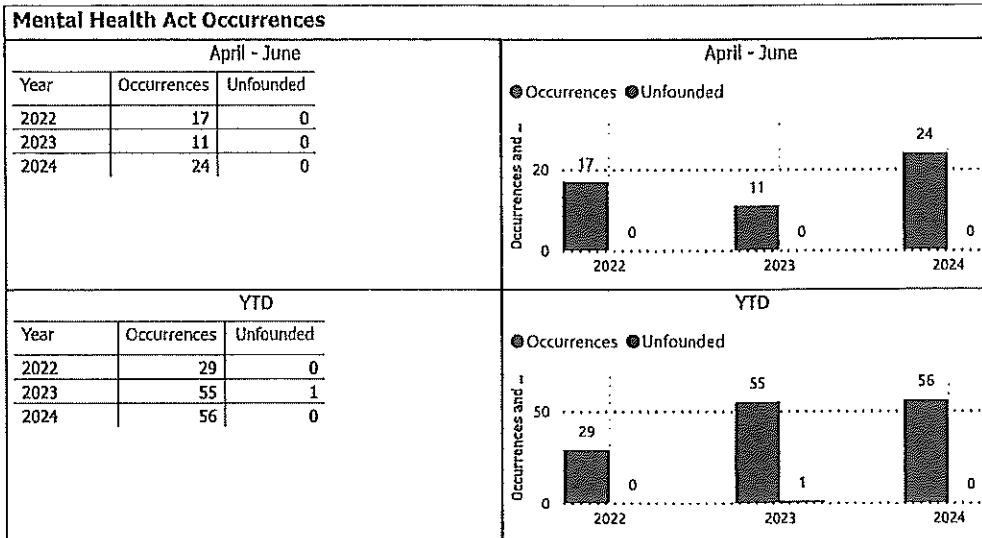
The tables and chart on this page present summarized youth charges by disposition and occurrence type that have been recorded in the OPP Niche RMS application. Of note... the Niche data sourced for this report page only lists youth charges that have had a disposition type entered against them. Therefore, please be aware that the counts of youth charges entries on this report page are under stating the potential sum of youth charges that are in OPP Niche RMS.

Detachment: 2C - DRYDEN
Location code(s): 2C10 - IGNACE

Area(s): 2005 - Ignace
Data source date:
15-Jul-2024

Report Generated on:
16-Jul-2024 4:07:12 PM

**OPP Detachment Board Report
Records Management System
April - June 2024**



Mental Health Act Occurrences by Occurrence Type

Year	April - June	
	Occurrences	Unfounded
2022	17	0
2023	11	0
2024	24	0

Year	YTD	
	Occurrences	Unfounded
2022	29	0
2023	55	1
2024	56	0

Year	2024	
	Occurrences	Unfounded
Ambulance Assistance	1	0
Assault	1	0
Attempt or threat of suicide	1	0
Cyber Enabled Crime - Cyberbullying/Harassment/Stalking	1	0
Domestic dispute	1	0
Mental health act	18	0
Mischief	1	0
Total	24	0

Detachment 20 - DRYDEN

Location code(s): 2C10 - IGNACE

Area(s): 2005 - Ignace

Data source date:

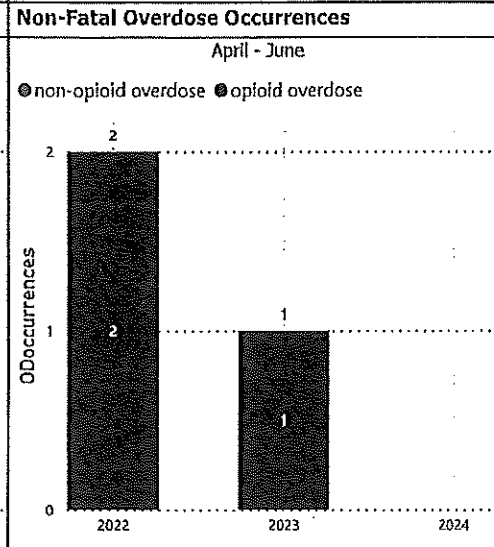
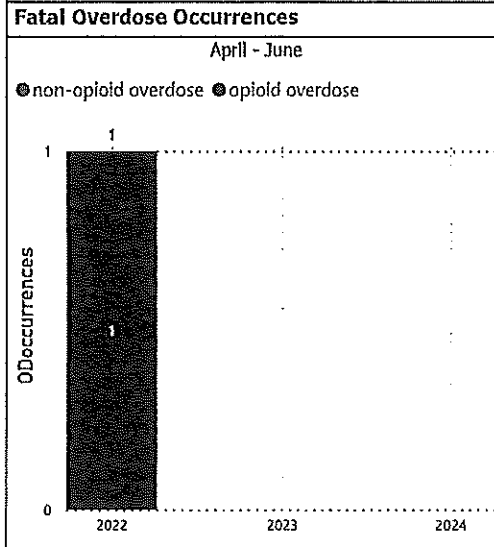
15-Jul-2024

Report Generated on:

16-Jul-2024 4:07:12 PM

**OPP Detachment Board Report
Records Management System
April - June 2024**

Overdose Occurrences							
April - June				YTD			
Fatal	2022	2023	2024	Fatal	2022	2023	2024
<input type="checkbox"/> Fatal	1	0	0	<input type="checkbox"/> Fatal	1	0	0
non-opioid overdose	0	0	0	non-opioid overdose	0	0	0
opioid overdose	1	0	0	opioid overdose	1	0	0
<input type="checkbox"/> non-Fatal	2	1	0	<input type="checkbox"/> non-Fatal	3	3	0
non-opioid overdose	0	0	0	non-opioid overdose	0	0	0
opioid overdose	2	1	0	opioid overdose	3	3	0
Total	3	1	0	Total	4	3	0

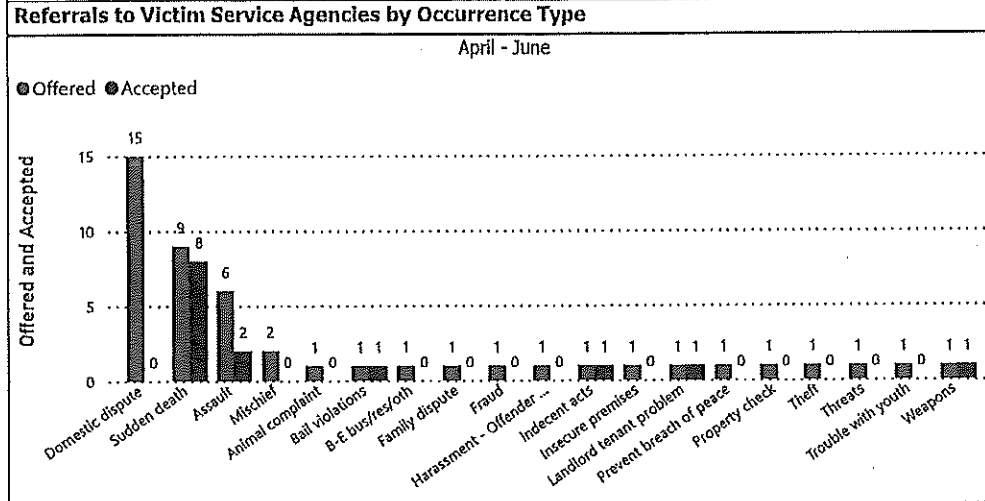
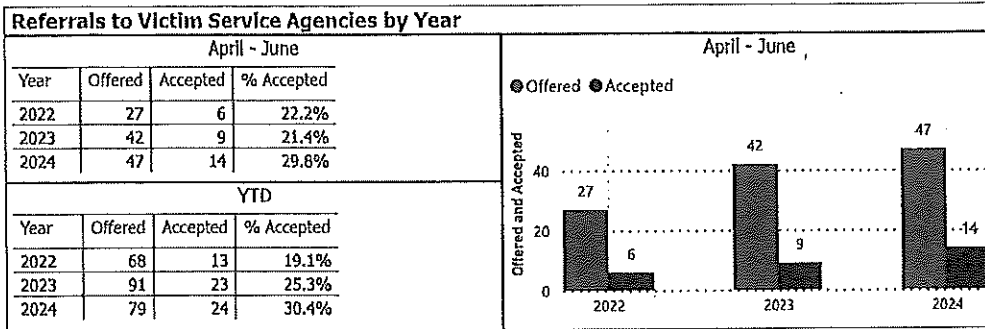


Detachment: 2C - DRYDEN
Location code(s): 2C10 - IGNACE

Area(s): 2095 - Ignace
Data source date:
15-Jul-2024

Report Generated on:
16-Jul-2024 4:07:12 PM


**OPP Detachment Board Report
Records Management System
April - June 2024**



Referrals Accepted (%) by Age Group

April - June			
PersonAgeRange	2022	2023	2024
	4.5%	2.9%	14.3%
11 - 16	100.0%	100.0%	0.0%
17 - 25			41.7%
26 - 45	100.0%	100.0%	55.6%
46 - 65	100.0%	100.0%	33.3%
6 - 10			0.0%
Over 65		100.0%	16.7%
Under 6			0.0%

YTD			
PersonAgeRange	2022	2023	2024
	1.8%	5.6%	3.4%
11 - 16	100.0%	100.0%	0.0%
17 - 25	100.0%	100.0%	56.3%
26 - 45	100.0%	100.0%	66.7%
46 - 65	100.0%	85.7%	50.0%
6 - 10		100.0%	33.3%
Over 65		100.0%	16.7%
Under 6	100.0%		0.0%



Detachment: 2C - DRYDEN
Location code(s): 2C10 - IGNACE

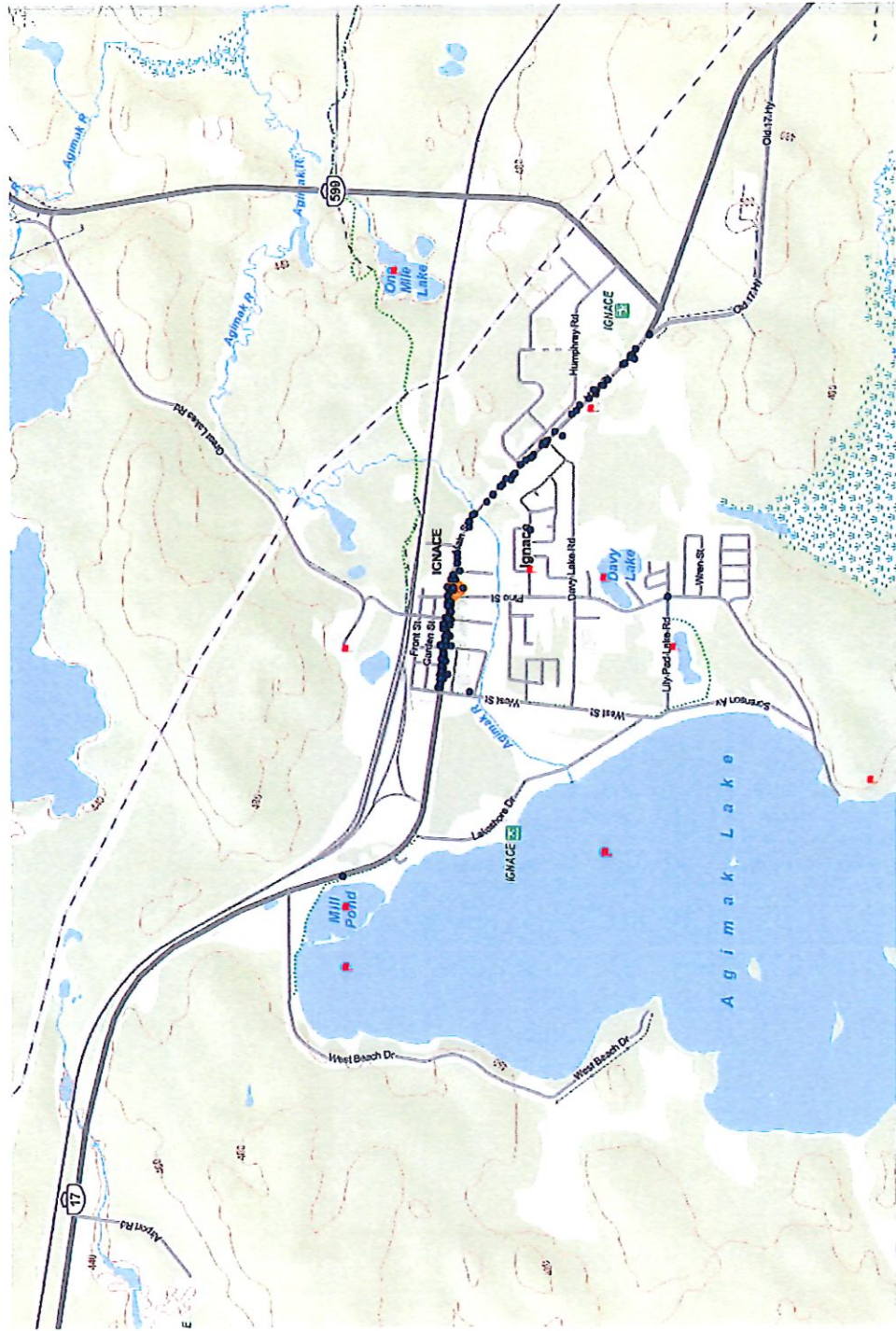
Area(s): 2005 - Ignace
Data source date:
15-Jul-2024

Report Generated on:
16-Jul-2024 4:07:12 PM

Ignace e-Ticket Map

April - June 2024

136 e-ticket occurrences



MUNICIPALITY OF IGNACE

Police Services Board Detachment Commander's Report



July - September
2024 Third Quarter Report

***Forging strong and effective partnerships with
our communities***

Presented: TBD

**Police Services Board Report for Municipality of Ignace
2024/Jul to 2024/Sep**

Public Complaints	
Policy	0
Service	0
Conduct	0

Date information collected from Professional Standards Bureau Commander Reports: 2024-10-03

Data Source

Ontario Provincial Police, Professional Standards Bureau Commander Reports

- Includes all public policy, service and conduct complaints submitted to the Office of the Independent Police Review Director (OIPRD)

Secondary Employment

Intelligence Led Policing - Crime Abatement Strategy	
Number of Offenders in Program	5
Number of Offenders Charged	3
Number of Charges Laid	14
Number of Checks Performed	11

Date information was collected from Records Management System: 2024-10-03

Staffing Updates	
Transfers:	Two new recruits arrived in August (Pc Farrell & PC Chagnon) // PC Peckham transferred out September.

Detachment Initiatives	
Number of Targeted Media Releases:	34 media releases sent out in quarter 3 along with 44 social media posts
Crime and Traffic Campaigns/Initiatives:	Three traffic campaigns this quarter// Canada Day - 782 charges and 194 warnings (#1 in NWR & #3 in Province)// Civic Holiday - 451 charges and 133 warnings (#1 in NWR & #2 in Province)// Labour Day - 418 charges and 80 warnings (#1 NWR & #2 in Province)
Public Education Campaigns:	L'Ecole Immaculee Conception School Open House, White Otter Days, Foot patrol regularly throughout community, NWMO Community Engagement, Youth Event at Rec Centre with Safety presentation, Promoting youth bike helmet compliance within the community, Early On Education Truth and Reconciliation Walk, Cadet and Summer Students handed out ice cream coupons, Silver Tops Community Event, Annual Kids Fest at Township Office, Terry Fox Run Traffic Control, Canada Day Parade.

Detachment Emergency Planning Activities

Detachment:

Report Generated by:
Mawby, Wendy

Report Generated on:
3-Oct-24 10:49:00 AM
PP-CSC-Operational Planning-4300



Calls For Service (CFS) Billing Summary Report

Ignace
July to September - 2024

Billing Categories <i>(Billing categories below do not match traditional crime groupings)</i>	2024				2023			
	July to September	Year to Date	Time Standard	Year To Date Weighted Hours	July to September	Year to Date	Time Standard	Year To Date Weighted Hours
Violent Criminal Code	22	47	15.4	723.8	11	43	15.4	662.2
Property Crime Violations	8	35	6.3	220.5	21	56	6.3	352.8
Other Criminal Code Violations (Excluding Traffic)	7	27	7.3	197.1	9	31	7.3	226.3
Drug Possession	0	3	6.9	20.7	0	0		0.0
Drugs	0	0		0.0	0	1	80.6	80.6
Statutes & Acts	14	65	3.5	227.5	14	64	3.5	224.0
Operational	71	197	3.8	748.6	90	224	3.8	851.2
Operational2	13	38	1.5	57.0	13	42	1.5	63.0
Traffic	5	11	3.8	41.8	4	15	3.8	57.0
Total	140	423		2,237.0	162	476		2,517.1

Note to Detachment Commanders:

- The content of each report is to be shared by the Detachment Commander only with the municipality for which it was generated. The municipality may treat this as a public document and distribute it as they wish.
- All data is sourced from the Niche RMS application. Included are 'reported' occurrences (actuals and unfounded occurrences) for 'billable' occurrences ONLY. Data is refreshed on a weekly basis.
- The Traffic category includes motor vehicle collision (MVC) occurrences entered into Niche (UCR code 8521). MVCs are NOT sourced from the eCRS application for this report.
- Only the primary violation is counted within an occurrence.
- Time standards displayed are for the 2024 billing period.

Note to Municipalities:

- Data contained within this report is dynamic in nature and numbers will change over time as the Ontario Provincial Police continues to investigate and solve crime.
- This report is NOT to be used for crime trend analysis as not all occurrences are included.
- Data groupings within this report do not match traditional crime groupings seen in other public reports such as the OPP Police Services Board reports or Statistics Canada reporting.



Calls For Service (CFS) Billing Summary Report

Ignace July to September - 2024

Billing Categories <i>(Billing categories below do not match traditional crime groupings)</i>		2024				2023			
		July to September	Year to Date	Time Standard	Year To Date Weighted Hours	July to September	Year to Date	Time Standard	Year To Date Weighted Hours
Violent Criminal Code	Murder 2nd Degree	1	1	15.4	15.4	0	0		0.0
	Sexual Assault	0	3	15.4	46.2	2	5	15.4	77.0
	Sexual Interference	0	1	15.4	15.4	0	0		0.0
	Corrupting morals of a child	0	1	15.4	15.4	0	0		0.0
	Voyeurism	1	1	15.4	15.4	0	1	15.4	15.4
	Non-Consensual Distribution of Intimate Images	1	2	15.4	30.8	1	2	15.4	30.8
	Assault With Weapon or Causing Bodily Harm-Level 2	4	7	15.4	107.8	2	4	15.4	61.6
	Assault-Level 1	9	16	15.4	246.4	5	19	15.4	292.6
	Using firearm (or imitation) in commission of offence	0	1	15.4	15.4	0	0		0.0
	Assault Peace Officer	1	1	15.4	15.4	0	1	15.4	15.4
	Forcible confinement	0	0		0.0	0	1	15.4	15.4
	Criminal Harassment	2	2	15.4	30.8	0	1	15.4	15.4
	Indecent/Harassing Communications	0	2	15.4	30.8	0	2	15.4	30.8
	Utter Threats -Master code	0	1	15.4	15.4	0	4	15.4	61.6
	Utter Threats to Person	3	8	15.4	123.2	0	2	15.4	30.8
	Utter Threats to Person -Police Officer	0	0		0.0	1	1	15.4	15.4
	Total	22	47	15.4	723.8	11	43	15.4	662.2
Property Crime Violations	Break & Enter	0	4	6.3	25.2	4	8	6.3	50.4
	Unlawful in a dwelling house	0	0		0.0	0	1	6.3	6.3
	Theft of Motor Vehicle	0	1	6.3	6.3	1	2	6.3	12.6
	Theft of - Automobile	0	0		0.0	0	1	6.3	6.3
	Theft of - Trucks	0	0		0.0	0	1	6.3	6.3
	Theft of - Snow Vehicles	0	0		0.0	0	1	6.3	6.3
	Theft Under -master code	0	2	6.3	12.6	4	5	6.3	31.5
	Theft under - Bicycles	0	0		0.0	0	1	6.3	6.3
Theft under - Other Theft	0	2	6.3	12.6	2	4	6.3	25.2	



Calls For Service (CFS) Billing Summary Report

Ignace July to September - 2024

Billing Categories <i>(Billing categories below do not match traditional crime groupings)</i>		2024				2023			
		July to September	Year to Date	Time Standard	Year To Date Weighted Hours	July to September	Year to Date	Time Standard	Year To Date Weighted Hours
Property Crime Violations	Theft Under - Gasoline Drive-off	1	2	6.3	12.6	2	4	6.3	25.2
	Theft FROM Motor Vehicle Under \$5,000	0	0		0.0	1	1	6.3	6.3
	Possession of Stolen Goods under \$5,000	1	1	6.3	6.3	0	1	6.3	6.3
	Fraud -Master code	1	1	6.3	6.3	0	0		0.0
	Fraud - Steal/Forge/Poss./ Use Credit Card	0	1	6.3	6.3	0	0		0.0
	Fraud -Money/ property/security > \$5,000	1	3	6.3	18.9	0	0		0.0
	Fraud -Money/ property/security <= \$5,000	1	1	6.3	6.3	1	3	6.3	18.9
	Fraud - Other	0	1	6.3	6.3	1	2	6.3	12.6
	Personation with Intent (fraud)	0	0		0.0	0	1	6.3	6.3
	Mischief - master code	2	9	6.3	56.7	3	12	6.3	75.6
	Mischief (Graffiti - Non Gang Related)	0	0		0.0	0	2	6.3	12.6
	Interfere with lawful use, enjoyment of property	0	4	6.3	25.2	0	1	6.3	6.3
	Property Damage	1	3	6.3	18.9	2	5	6.3	31.5
	Total	8	35	6.3	220.5	21	56	6.3	352.8
Other Criminal Code Violations (Excluding traffic)	Offensive Weapons-Possession of Weapons	0	0		0.0	0	2	7.3	14.6
	Offensive Weapons-Prohibited	0	0		0.0	0	1	7.3	7.3
	Offensive Weapons-Other Weapons Offences	0	0		0.0	1	1	7.3	7.3
	Bail Violations - Fail To Comply	4	15	7.3	109.5	5	15	7.3	109.5
	Bail Violations - Others	0	1	7.3	7.3	0	0		0.0
	Counterfeit Money - Others	0	0		0.0	0	1	7.3	7.3
	Disturb the Peace	3	6	7.3	43.8	0	1	7.3	7.3
	Child Pornography - Possess child pornography	0	0		0.0	0	1	7.3	7.3
Breach of Probation	0	3	7.3	21.9	2	5	7.3	36.5	



Calls For Service (CFS) Billing Summary Report

Ignace July to September - 2024

Billing Categories <i>(Billing categories below do not match traditional crime groupings)</i>		2024				2023			
		July to September	Year to Date	Time Standard	Year To Date Weighted Hours	July to September	Year to Date	Time Standard	Year To Date Weighted Hours
Other Criminal Code Violations (Excluding traffic)	Obstruct Justice/Fabricate Evidence	0	0		0.0	0	1	7.3	7.3
	Personate Peace Officer	0	0		0.0	0	1	7.3	7.3
	Contraband Tobacco	0	2	7.3	14.6	0	0		0.0
	Possession of Burglary Tools	0	0		0.0	0	1	7.3	7.3
	Damage/injury-fall to exercise reasonable care-animals/blrds	0	0		0.0	1	1	7.3	7.3
	Total	7	27	7.3	197.1	9	31	7.3	226.3
Drug Possession	Possession Cocaine	0	1	6.9	6.9	0	0		0.0
	Drug related occurrence	0	2	6.9	13.8	0	0		0.0
	Total	0	3	6.9	20.7	0	0		0.0
Drugs	Trafficking 0 Opioid (other than heroin)	0	0		0.0	0	1	80.6	80.6
	Total	0	0		0.0	0	1	80.6	80.6
Statutes & Acts	Landlord/Tenant	2	4	3.5	14.0	1	2	3.5	7.0
	Mental Health Act	4	39	3.5	136.5	6	36	3.5	126.0
	Mental Health Act - No contact with Police	0	2	3.5	7.0	0	1	3.5	3.5
	Mental Health Act - Attempt Suicide	1	2	3.5	7.0	0	1	3.5	3.5
	Mental Health Act - Threat of Suicide	1	2	3.5	7.0	4	9	3.5	31.5
	Mental Health Act - Voluntary Transport	0	2	3.5	7.0	0	7	3.5	24.5
	Mental Health Act - Placed on Form	0	1	3.5	3.5	0	0		0.0
	Mental Health Act - Apprehension	1	5	3.5	17.5	0	2	3.5	7.0
	Trespass To Property Act	5	8	3.5	28.0	3	5	3.5	17.5
	Childrens Law Reform Act	0	0		0.0	0	1	3.5	3.5
Total	14	65	3.5	227.5	14	64	3.5	224.0	
Operational	Animal - Bear Complaint	0	0		0.0	2	5	3.8	19.0
	Animal - Left in Vehicle	1	1	3.8	3.8	0	0		0.0
	Animal Stray	4	5	3.8	19.0	0	1	3.8	3.8
	Animal Injured	2	2	3.8	7.6	0	0		0.0
	Animal - Other	0	0		0.0	0	1	3.8	3.8



Calls For Service (CFS) Billing Summary Report

Ignace July to September - 2024

Billing Categories <i>(Billing categories below do not match traditional crime groupings)</i>		2024				2023			
		July to September	Year to Date	Time Standard	Year To Date Weighted Hours	July to September	Year to Date	Time Standard	Year To Date Weighted Hours
Operational	Animal - Dog Owners Liability Act	0	3	3.8	11.4	0	2	3.8	7.6
	Domestic Disturbance	7	22	3.8	83.6	11	22	3.8	83.6
	Suspicious Person	4	9	3.8	34.2	5	11	3.8	41.8
	Phone -Master code	0	1	3.8	3.8	0	0		0.0
	Phone -Nuisance - No Charges Laid	3	6	3.8	22.8	0	3	3.8	11.4
	Phone -Other - No Charges Laid	0	2	3.8	7.6	0	0		0.0
	Fire - Building	0	2	3.8	7.6	0	0		0.0
	Fire - Vehicle	0	0		0.0	0	1	3.8	3.8
	Insecure Condition - Master code	1	1	3.8	3.8	0	1	3.8	3.8
	Insecure Condition - Building	2	3	3.8	11.4	1	1	3.8	3.8
	Missing Person 12 & older	1	1	3.8	3.8	0	0		0.0
	Missing Person Located Under 12	0	0		0.0	0	2	3.8	7.6
	Missing Person Located 12 & older	1	1	3.8	3.8	0	0		0.0
	Noise Complaint - Master code	5	6	3.8	22.8	8	20	3.8	76.0
	Noise Complaint - Vehicle	0	0		0.0	0	1	3.8	3.8
	Noise Complaint - Animal	0	0		0.0	1	2	3.8	7.6
	Noise Complaint - Others	0	0		0.0	0	2	3.8	7.6
	Found Property - Master code	3	8	3.8	30.4	3	8	3.8	30.4
	Found-Personal Accessories	0	1	3.8	3.8	0	1	3.8	3.8
	Found-Household Property	0	0		0.0	0	2	3.8	7.6
	Found-Others	1	1	3.8	3.8	0	0		0.0
	Lost Property - Master code	1	7	3.8	26.6	5	10	3.8	38.0
	Lost-Personal Accessories	0	0		0.0	2	2	3.8	7.6
	Lost-Household Property	0	0		0.0	0	1	3.8	3.8
	Sudden Death - Suicide	0	0		0.0	0	1	3.8	3.8
	Sudden Death - Natural Causes	0	1	3.8	3.8	1	2	3.8	7.6



Calls For Service (CFS) Billing Summary Report

**Ignace
July to September - 2024**

Billing Categories <i>(Billing categories below do not match traditional crime groupings)</i>		2024				2023			
		July to September	Year to Date	Time Standard	Year To Date Weighted Hours	July to September	Year to Date	Time Standard	Year To Date Weighted Hours
Operational	Suspicious Vehicle	5	8	3.8	30.4	6	7	3.8	26.6
	Trouble with Youth	1	7	3.8	26.6	3	7	3.8	26.6
	Vehicle Recovered - Other	0	0		0.0	0	1	3.8	3.8
	Unwanted Persons	4	13	3.8	49.4	3	9	3.8	34.2
	Neighbour Dispute	2	14	3.8	53.2	3	12	3.8	45.6
	Other Municipal By-Laws	0	0		0.0	2	2	3.8	7.6
	Overdose/Suspected Overdose - Opioid Related	0	0		0.0	0	1	3.8	3.8
	Assist Fire Department	0	0		0.0	1	1	3.8	3.8
	Assist Public	14	48	3.8	182.4	25	61	3.8	231.8
	Distressed/Overdue Motorist	0	1	3.8	3.8	0	0		0.0
	Family Dispute	9	22	3.8	83.6	8	19	3.8	72.2
	Protest - Demonstration	0	1	3.8	3.8	0	1	3.8	3.8
	Swatting - Phone	0	0		0.0	0	1	3.8	3.8
	Total	71	197	3.8	748.6	90	224	3.8	851.2
Operational2	False Holdup Alarm-Accidental Trip	2	2	1.5	3.0	1	2	1.5	3.0
	False Alarm -Others	1	3	1.5	4.5	3	8	1.5	12.0
	Keep the Peace	6	23	1.5	34.5	8	20	1.5	30.0
	911 call / 911 hang up	3	6	1.5	9.0	1	5	1.5	7.5
	911 call - Dropped Cell	1	4	1.5	6.0	0	7	1.5	10.5
	Total	13	38	1.5	57.0	13	42	1.5	63.0
Traffic	MVC (MOTOR VEHICLE COLLISION) -Master code	0	0		0.0	0	2	3.8	7.6
	MVC - Personal Injury (MOTOR VEHICLE COLLISION)	0	0		0.0	0	1	3.8	3.8
	MVC - Prop. Dam. Non Reportable	2	2	3.8	7.6	1	3	3.8	11.4
	MVC - Prop. Dam. Reportable (MOTOR VEHICLE COLLISION)	3	5	3.8	19.0	3	6	3.8	22.8
	MVC - Prop. Dam. Failed to Remain (MOTOR VEHICLE COLLISION)	0	4	3.8	15.2	0	3	3.8	11.4



Calls For Service (CFS) Billing Summary Report

Ignace July to September - 2024

Billing Categories <i>(Billing categories below do not match traditional crime groupings)</i>		2024				2023			
		July to September	Year to Date	Time Standard	Year To Date Weighted Hours	July to September	Year to Date	Time Standard	Year To Date Weighted Hours
Traffic	Total	5	11	3.8	41.8	4	15	3.8	57.0
Total		140	423		2,237.0	162	476		2,517.1

Note to Detachment Commanders:

- The content of each report is to be shared by the Detachment Commander only with the municipality for which it was generated. The municipality may treat this as a public document and distribute it as they wish.
- All data is sourced from the Niche RMS application. Included are 'reported' occurrences (actuals and unfounded occurrences) for 'billable' occurrences ONLY. Data is refreshed on a weekly basis.
- The Traffic category includes motor vehicle collision (MVC) occurrences entered into Niche (UCR code 8521). MVCs are NOT sourced from the eCRS application for this report.
- Only the primary violation is counted within an occurrence.
- Time standards displayed are for the 2024 billing period.

Note to Municipalities:

- Data contained within this report is dynamic in nature and numbers will change over time as the Ontario Provincial Police continues to investigate and solve crime.
- This report is NOT to be used for crime trend analysis as not all occurrences are included.
- Data groupings within this report do not match traditional crime groupings seen in other public reports such as the OPP Police Services Board reports or Statistics Canada reporting.

**OPP Detachment Board Report
Collision Reporting System
July - September 2024**

Motor Vehicle Collisions by Type						
July - September						July - September
Year	2022		2023		2024	
CollisionType	Incidents	% Change	Incidents	% Change	Incidents	% Change
Fatal Injury	0	--	0	--	0	--
Non-Fatal Injury	0	-100.0%	0	--	0	--
Property Damage Only	6	20.0%	4	-33.3%	2	-50.0%
Total	6	0.0%	4	-33.3%	2	-50.0%

YTD						
Year	2022		2023		2024	
CollisionType	Incidents	% Change	Incidents	% Change	Incidents	% Change
Fatal Injury	0	--	0	--	0	--
Non-Fatal Injury	1	-66.7%	2	100.0%	0	-100.0%
Property Damage Only	21	133.3%	10	-52.4%	8	-20.0%
Total	22	83.3%	12	-45.5%	8	-33.3%

Collision Type	Incidents
Fatal Injury	0
Non-Fatal Injury	0
Property Damage Only	2
Total	2

Data source: Collision Reporting System Date: 01-Oct-2024

Detachment: 2C - DRYDEN
Location code/sk: 2C10 - IGNACE

Area(s): 2005 - Ignace
Data source date: 01-Oct-2024

Report Generated on: 01-Oct-2024 3:59:20 PM

**OPP Detachment Board Report
Collision Reporting System
July - September 2024**

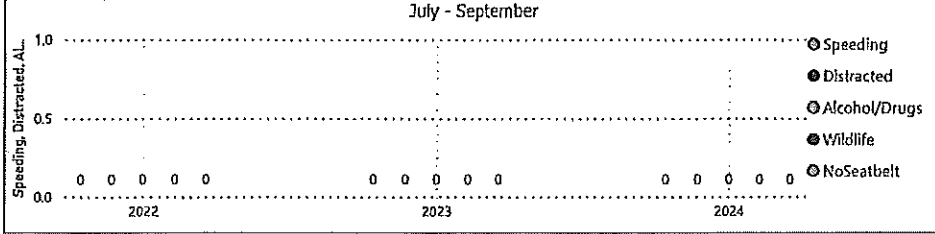
Fatalities in Detachment Area - Incidents									
July - September									
Type	Motor Vehicle			Motorized Snow Vehicle			Off-Road Vehicle		
Year	Alcohol/Drugs	Incidents	% Change	Alcohol/Drugs	Incidents	% Change	Alcohol/Drugs	Incidents	% Change
2022	0	0	--	0	0	--	0	0	--
2023	0	0	--	0	0	--	0	0	--
2024	0	0	--	0	0	--	0	0	--

YTD									
Type	Motor Vehicle			Motorized Snow Vehicle			Off-Road Vehicle		
Year	Alcohol/Drugs	Incidents	% Change	Alcohol/Drugs	Incidents	% Change	Alcohol/Drugs	Incidents	% Change
2022	0	0	--	0	0	--	0	0	--
2023	0	0	--	0	0	--	0	0	--
2024	0	0	--	0	0	--	0	0	--

Fatalities in Detachment Area - Persons Killed							
July - September							
Type	Motor Vehicle		Motorized Snow Vehicle		Off-Road Vehicle		
Year	Persons Killed	% Change	Persons Killed	% Change	Persons Killed	% Change	
2022	0	--	0	--	0	--	
2023	0	--	0	--	0	--	
2024	0	--	0	--	0	--	

YTD							
Type	Motor Vehicle		Motorized Snow Vehicle		Off-Road Vehicle		
Year	Persons Killed	% Change	Persons Killed	% Change	Persons Killed	% Change	
2022	0	--	0	--	0	--	
2023	0	--	0	--	0	--	
2024	0	--	0	--	0	--	

Primary Causal Factors in Fatal Motor Vehicle Collisions				YTD			
July - September				YTD			
	2022	2023	2024		2022	2023	2024
Speeding	0	0	0	Speeding	0	0	0
Speeding % Change	--	--	--	Speeding % Change	--	--	--
Distracted	0	0	0	Distracted	0	0	0
Distracted % Change	--	--	--	Distracted % Change	--	--	--
Alcohol/Drugs	0	0	0	Alcohol/Drugs	0	0	0
Alcohol/Drugs % Change	--	--	--	Alcohol/Drugs % Change	--	--	--
Wildlife	0	0	0	Wildlife	0	0	0
Wildlife % Change	--	--	--	Wildlife % Change	--	--	--
NoSeatbelt	0	0	0	NoSeatbeltYTD	0	0	0
NoSeatbelt YoY%	--	--	--	NoSeatbeltYTD YoY%	--	--	--



Data source: Collision Reporting System Date: 01-Oct-2024

Detachment: 20 - DRYDEN
Location code(s): 2C10 - IGNACE

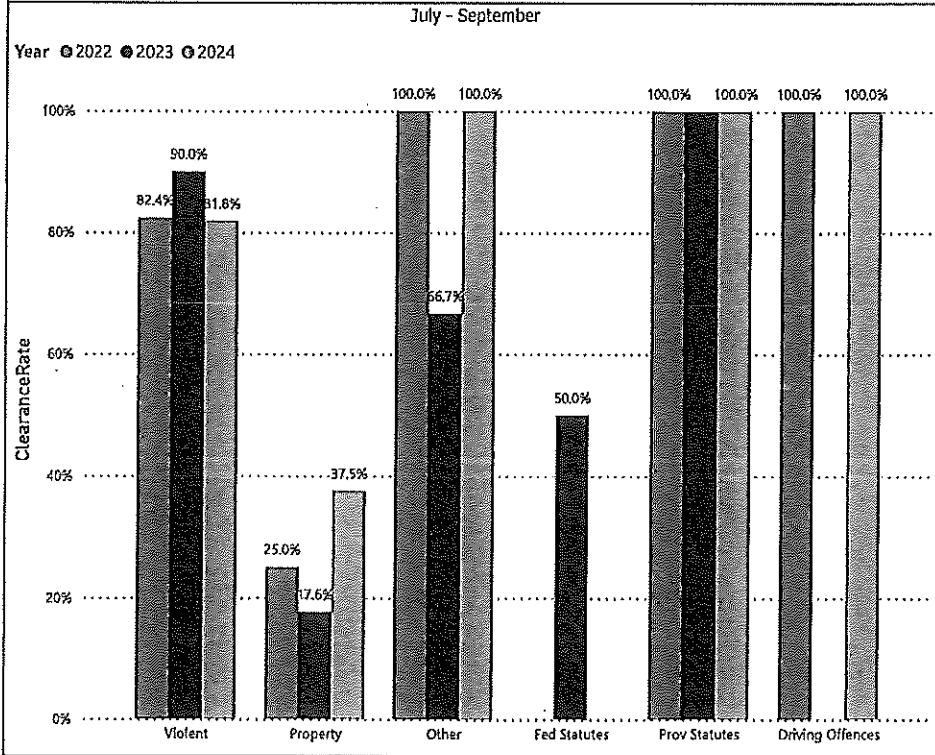
Area(s): 2005 - Ignace
Data source date: 01-Oct-2024

Report Generated on: 01-Oct-2024 3:59:20 PM

**OPP Detachment Board Report
Records Management System
July - September 2024**

Clearance Rate						
July - September						
Year	2022		2023		2024	
	%	% Change	%	% Change	%	% Change
Violent	82.4%	-17.6%	90.0%	9.3%	81.8%	-9.1%
Property	25.0%	-50.0%	17.6%	-29.4%	37.5%	112.5%
Other	100.0%	40.0%	66.7%	-33.3%	100.0%	50.0%
Drugs	0.0%	--		--		
Fed Statutes			50.0%	--		-100.0%
Prov Statutes	100.0%	14.3%	100.0%	0.0%	100.0%	0.0%
Driving Offences	100.0%	0.0%		-100.0%	100.0%	--

YTD						
Year	2022		2023		2024	
	%	% Change	%	% Change	%	% Change
Violation_rollup						
Violent	82.0%	-7.8%	82.1%	0.1%	78.7%	-4.1%
Property	32.6%	-21.2%	32.6%	-0.2%	41.4%	27.1%
Other	100.0%	42.9%	78.6%	-21.4%	95.8%	22.0%
Drugs	50.0%	-50.0%	100.0%	100.0%	100.0%	0.0%
Fed Statutes	100.0%	--	50.0%	-50.0%		-100.0%
Prov Statutes	100.0%	17.4%	95.8%	-4.2%	94.7%	-1.1%
Driving Offences	100.0%	100.0%	100.0%	0.0%	100.0%	0.0%



Detachment 2C - DRYDEN
Location code(s) 2C10 - IGNACE

Area(s): 2035 - Ignace
Data source date:
01-Oct-2024

Report Generated on:
01-Oct-2024 3:59:20 PM

**OPP Detachment Board Report
Records Management System
July - September 2024**

Public Complaints (Detachment Level Only)						
July - September						July - September
Year	2022		2023		2024	
INCIDENT_TYPE	Count	% Change	Count	% Change	Count	% Change
Conduct	0	-100.0%	0	--	0	--
Polcy	0	--	0	--	0	--
Service	0	--	0	--	0	--
Total	0	-100.0%	0	--	0	--

YTD						
Year	2022		2023		2024	
INCIDENT_TYPE	Count	% Change	Count	% Change	Count	% Change
Conduct	0	-100.0%	0	--	0	--
Polcy	0	--	0	--	0	--
Service	0	--	0	--	0	--
Total	0	-100.0%	0	--	0	--

Complaints			
Year	2022	2023	2024
Conduct	0	0	0
Polcy	0	0	0
Service	0	0	0

Data source: RMS Data Feed
Ontario Provincial Police, Professional Standards Bureau Commander Reports - File Manager System

Data source date:
01-Oct-2024

Daily Activity Reporting

Daily Activity Reporting Patrol Hours			
July - September			
ODCdescr	2022	2023	2024
Patrol-Cruiser	337.50	351.50	497.00
Patrol-Aircraft	0.00	0.00	0.00
Patrol-Motorcycle	0.00	0.00	0.00
Patrol-Marine	2.00	0.00	0.00
Patrol-ATV	0.00	0.00	0.00
Patrol-Snowmobile	0.00	0.00	0.00
Patrol-Bicycle	0.00	0.00	0.00
Patrol-Foot	27.50	39.25	54.50
Patrol-School	9.25	3.00	9.50
Total	376.25	393.75	561.00

Patrol Hours			
Year	2022	2023	2024
Patrol-Cruiser	337.50	351.50	497.00
Patrol-Marine	2.00	0.00	0.00
Patrol-Foot	27.50	39.25	54.50
Patrol-School	9.25	3.00	9.50

Data source (Daily Activity Reporting System) Date:
01-Oct-2024

Detachment: 2C - DRYDEN
Location code(s): 2C10 - IGNACE

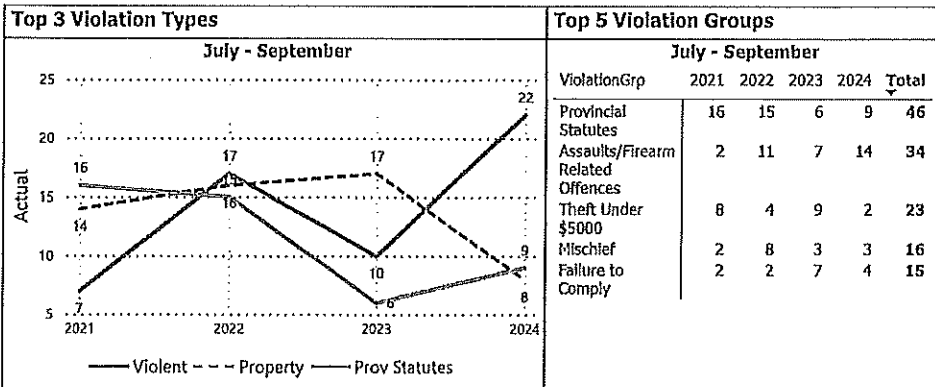
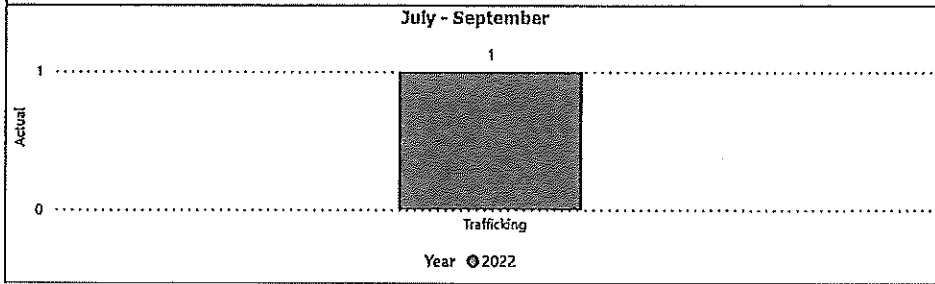
Data source date:
01-Oct-2024

Report Generated on:
01-Oct-2024 3:59:20 PM

**OPP Detachment Board Report
Records Management System
July - September 2024**

Drug Crime						
July - September						
Year	2022		2023		2024	
	Actual	% Change	Actual	% Change	Actual	% Change
ViolationGrp						
Possession	0	--	0	--	0	--
Trafficking	1	--	0	-100.0%	0	--
Importation & Production	0	--	0	--	0	--
Cannabis Possession	0	--	0	--	0	--
Cannabis Distribution	0	--	0	--	0	--
Cannabis Sale	0	--	0	--	0	--
Cannabis Importation & Exportation	0	--	0	--	0	--
Cannabis Production	0	--	0	--	0	--
Other Cannabis Violations	0	--	0	--	0	--
Total	1	--	0	-100.0%	0	--

YTD						
Year	2022		2023		2024	
	Actual	% Change	Actual	% Change	Actual	% Change
ViolationGrp						
Possession	0	--	0	--	1	--
Trafficking	1	--	1	0.0%	0	-100.0%
Importation & Production	1	--	0	-100.0%	0	--
Cannabis Possession	0	--	0	--	0	--
Cannabis Distribution	0	-100.0%	0	--	0	--
Cannabis Sale	0	--	0	--	0	--
Cannabis Importation & Exportation	0	--	0	--	0	--
Cannabis Production	0	--	0	--	0	--
Other Cannabis Violations	0	--	0	--	0	--
Total	2	0.0%	1	-50.0%	1	0.0%



Detachment: 2C - DRYDEN
Location code(s): 2C10 - IGNACE

Area(s): 2035 - Ignace
Data source date:
01-Oct-2024

Report Generated on:
01-Oct-2024 3:59:20 PM

**OPP Detachment Board Report
Records Management System
July - September 2024**

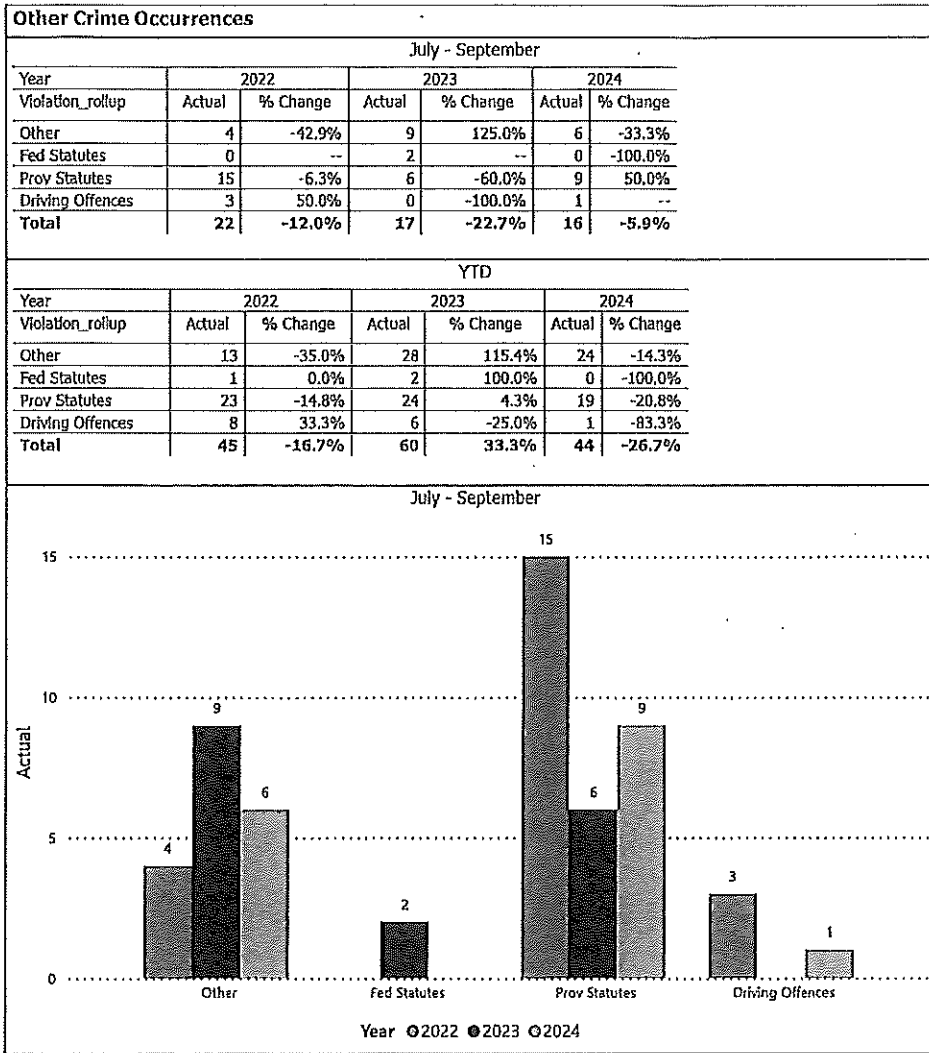
Mental Health Act Occurrences																												
<table border="1"> <thead> <tr> <th colspan="3">July - September</th> </tr> <tr> <th>Year</th> <th>Occurrences</th> <th>Unfounded</th> </tr> </thead> <tbody> <tr> <td>2022</td> <td>13</td> <td>1</td> </tr> <tr> <td>2023</td> <td>10</td> <td>0</td> </tr> <tr> <td>2024</td> <td>9</td> <td>0</td> </tr> </tbody> </table>			July - September			Year	Occurrences	Unfounded	2022	13	1	2023	10	0	2024	9	0											
July - September																												
Year	Occurrences	Unfounded																										
2022	13	1																										
2023	10	0																										
2024	9	0																										
<table border="1"> <caption>July - September Occurrences and Unfounded</caption> <thead> <tr> <th>Year</th> <th>Occurrences</th> <th>Unfounded</th> </tr> </thead> <tbody> <tr> <td>2022</td> <td>13</td> <td>1</td> </tr> <tr> <td>2023</td> <td>10</td> <td>0</td> </tr> <tr> <td>2024</td> <td>9</td> <td>0</td> </tr> </tbody> </table>			Year	Occurrences	Unfounded	2022	13	1	2023	10	0	2024	9	0														
Year	Occurrences	Unfounded																										
2022	13	1																										
2023	10	0																										
2024	9	0																										
<table border="1"> <thead> <tr> <th colspan="3">YTD</th> </tr> <tr> <th>Year</th> <th>Occurrences</th> <th>Unfounded</th> </tr> </thead> <tbody> <tr> <td>2022</td> <td>42</td> <td>1</td> </tr> <tr> <td>2023</td> <td>65</td> <td>1</td> </tr> <tr> <td>2024</td> <td>65</td> <td>0</td> </tr> </tbody> </table>			YTD			Year	Occurrences	Unfounded	2022	42	1	2023	65	1	2024	65	0											
YTD																												
Year	Occurrences	Unfounded																										
2022	42	1																										
2023	65	1																										
2024	65	0																										
<table border="1"> <caption>YTD Occurrences and Unfounded</caption> <thead> <tr> <th>Year</th> <th>Occurrences</th> <th>Unfounded</th> </tr> </thead> <tbody> <tr> <td>2022</td> <td>42</td> <td>1</td> </tr> <tr> <td>2023</td> <td>65</td> <td>1</td> </tr> <tr> <td>2024</td> <td>65</td> <td>0</td> </tr> </tbody> </table>			Year	Occurrences	Unfounded	2022	42	1	2023	65	1	2024	65	0														
Year	Occurrences	Unfounded																										
2022	42	1																										
2023	65	1																										
2024	65	0																										
Mental Health Act Occurrences by Occurrence Type																												
<table border="1"> <thead> <tr> <th rowspan="2">Year</th> <th colspan="2">July - September</th> </tr> <tr> <th>Occurrences</th> <th>Unfounded</th> </tr> </thead> <tbody> <tr> <td>2024</td> <td></td> <td></td> </tr> <tr> <td>Assault</td> <td>2</td> <td>0</td> </tr> <tr> <td>Attempt or threat of suicide</td> <td>3</td> <td>0</td> </tr> <tr> <td>Ball violations</td> <td>1</td> <td>0</td> </tr> <tr> <td>Mental health act</td> <td>2</td> <td>0</td> </tr> <tr> <td>Missing person</td> <td>1</td> <td>0</td> </tr> <tr> <td>Total</td> <td>9</td> <td>0</td> </tr> </tbody> </table>			Year	July - September		Occurrences	Unfounded	2024			Assault	2	0	Attempt or threat of suicide	3	0	Ball violations	1	0	Mental health act	2	0	Missing person	1	0	Total	9	0
Year	July - September																											
	Occurrences	Unfounded																										
2024																												
Assault	2	0																										
Attempt or threat of suicide	3	0																										
Ball violations	1	0																										
Mental health act	2	0																										
Missing person	1	0																										
Total	9	0																										

Detachment: 20 - DRYDEN
Location code(s): 2010 - IGNACE

Area(s): 2005 - Ignace
Data source date:
01-Oct-2024

Report Generated on:
01-Oct-2024 3:59:20 PM

**OPP Detachment Board Report
Records Management System
July - September 2024**

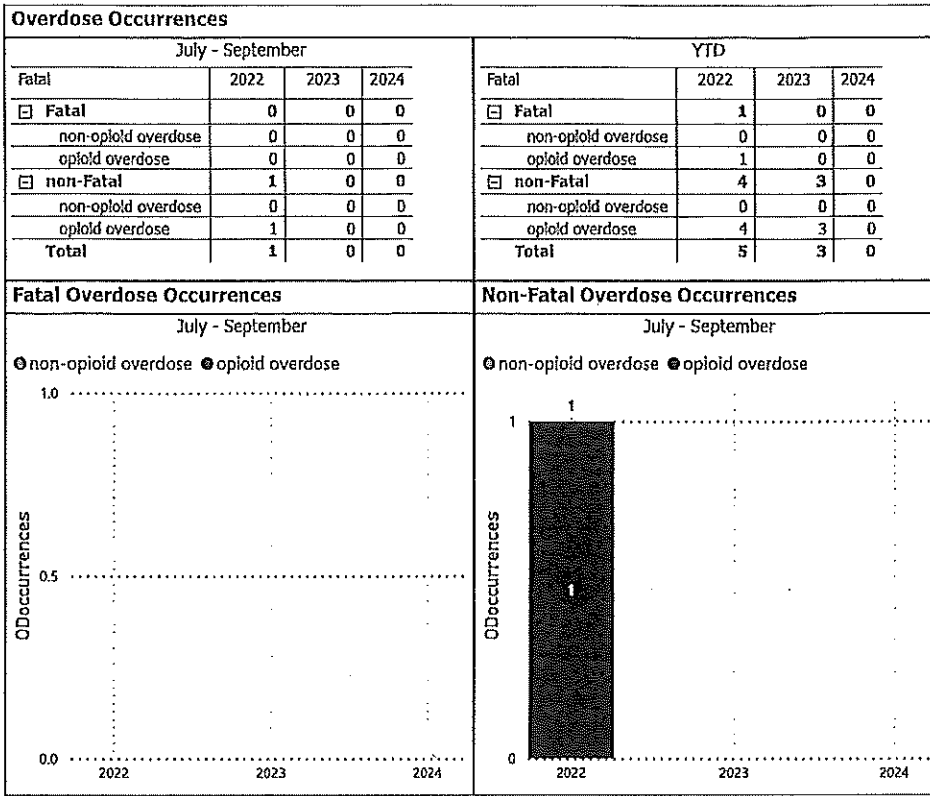


Detachment: 2C - DRYDEN
Location code(s): 2C10 - IGNACE

Area(s): 2025 - Ignace
Data source date:
01-Oct-2024

Report Generated on:
01-Oct-2024 3:59:20 PM

**OPP Detachment Board Report
Records Management System
July - September 2024**



Detachment: 2C - DRYDEN
Location code(s): 2C10 - IGNACE

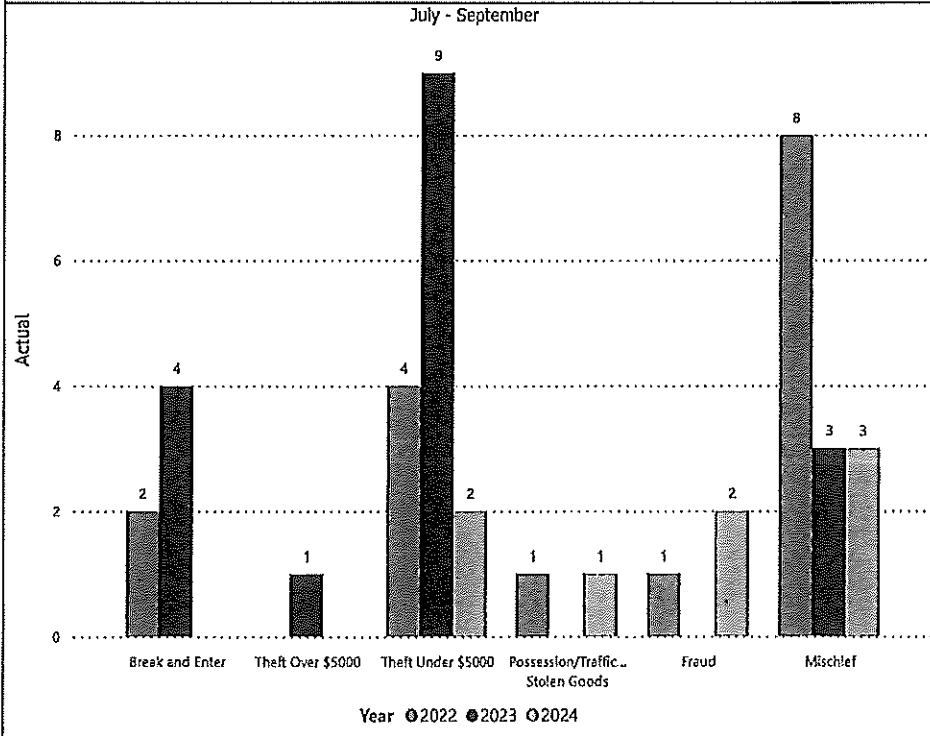
Area(s): 2005 - Ignace
Data source date:
01-Oct-2024

Report Generated on:
01-Oct-2024 3:59:20 PM

**OPP Detachment Board Report
Records Management System
July - September 2024**

Property Crime						
July - September						
Year	2022		2023		2024	
	Actual	% Change	Actual	% Change	Actual	% Change
Arson	0	--	0	--	0	--
Break and Enter	2	0.0%	4	100.0%	0	-100.0%
Theft Over \$5000	0	-100.0%	1	--	0	-100.0%
Theft Under \$5000	4	-50.0%	9	125.0%	2	-77.8%
Possession/Trafficking Stolen Goods	1	--	0	-100.0%	1	--
Fraud	1	0.0%	0	-100.0%	2	--
Mischief	8	300.0%	3	-62.5%	3	0.0%
Total	16	14.3%	17	6.3%	8	-52.9%

YTD						
Year	2022		2023		2024	
	Actual	% Change	Actual	% Change	Actual	% Change
Arson	1	0.0%	0	-100.0%	0	--
Break and Enter	10	400.0%	9	-10.0%	4	-55.6%
Theft Over \$5000	1	-50.0%	4	300.0%	1	-75.0%
Theft Under \$5000	14	16.7%	11	-21.4%	7	-36.4%
Possession/Trafficking Stolen Goods	1	0.0%	1	0.0%	1	0.0%
Fraud	7	250.0%	2	-71.4%	4	100.0%
Mischief	12	33.3%	16	33.3%	12	-25.0%
Total	46	58.6%	43	-6.5%	29	-32.6%



Detachment: 20 - DRYDEN
Location codes: 2010 - IGNACE

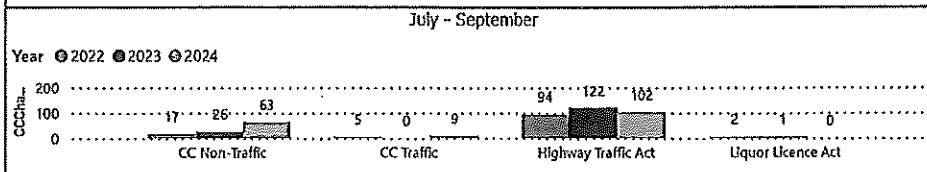
Area(s): 2005 - Ignace
Data source date:
01-Oct-2024

Report Generated on:
01-Oct-2024 3:59:20 PM

**OPP Detachment Board Report
Records Management System
July - September 2024**

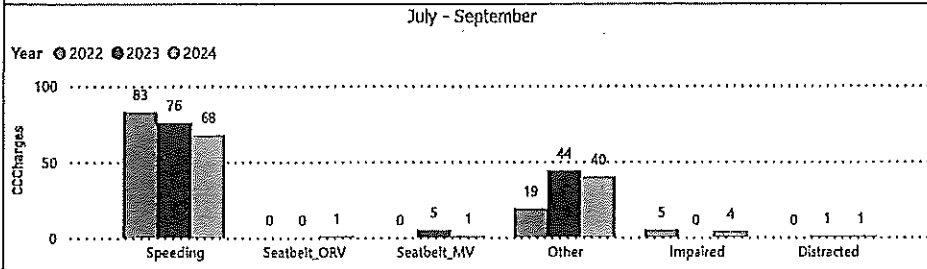
Criminal Code and Provincial Statute Charges Laid						
July - September						
Year	2022		2023		2024	
ChargeCategory1	Offence Count	% Change	Offence Count	% Change	Offence Count	% Change
CC Non-Traffic	17	0.0%	26	52.9%	63	142.3%
CC Traffic	5	66.7%	0	-100.0%	9	--
Highway Traffic Act	94	154.1%	122	29.8%	102	-16.4%
Liquor Licence Act	2	-60.0%	1	-50.0%	0	-100.0%
Total	118	90.3%	149	26.3%	174	16.8%

YTD						
Year	2022		2023		2024	
ChargeCategory1	Offence Count	% Change	Offence Count	% Change	Offence Count	% Change
CC Non-Traffic	85	73.5%	96	12.9%	126	31.3%
CC Traffic	13	116.7%	9	-30.8%	9	0.0%
Highway Traffic Act	215	133.7%	298	38.6%	522	75.2%
Liquor Licence Act	3	-40.0%	3	0.0%	1	-66.7%
Total	316	107.9%	406	28.5%	658	62.1%



Traffic Related Charges						
July - September						
Year	2022		2023		2024	
ChargeCategory2	Offence Count	% Change	Offence Count	% Change	Offence Count	% Change
Speeding	83	207.4%	76	-8.4%	68	-10.5%
Seatbelt_ORV	0	--	0	--	1	--
Seatbelt_MV	0	--	5	--	1	-80.0%
Other	19	26.7%	44	131.6%	40	-9.1%
Impaired	5	150.0%	0	-100.0%	4	--
Distracted	0	--	1	--	1	0.0%

YTD						
Year	2022		2023		2024	
ChargeCategory2	Offence Count	% Change	Offence Count	% Change	Offence Count	% Change
Speeding	170	157.6%	194	14.1%	295	52.1%
Seatbelt_ORV	0	--	0	--	1	--
Seatbelt_MV	0	-100.0%	9	--	22	144.4%
Other	62	121.4%	109	75.8%	227	108.3%
Impaired	13	550.0%	7	-46.2%	4	-42.9%
Distracted	0	--	3	--	1	-66.7%

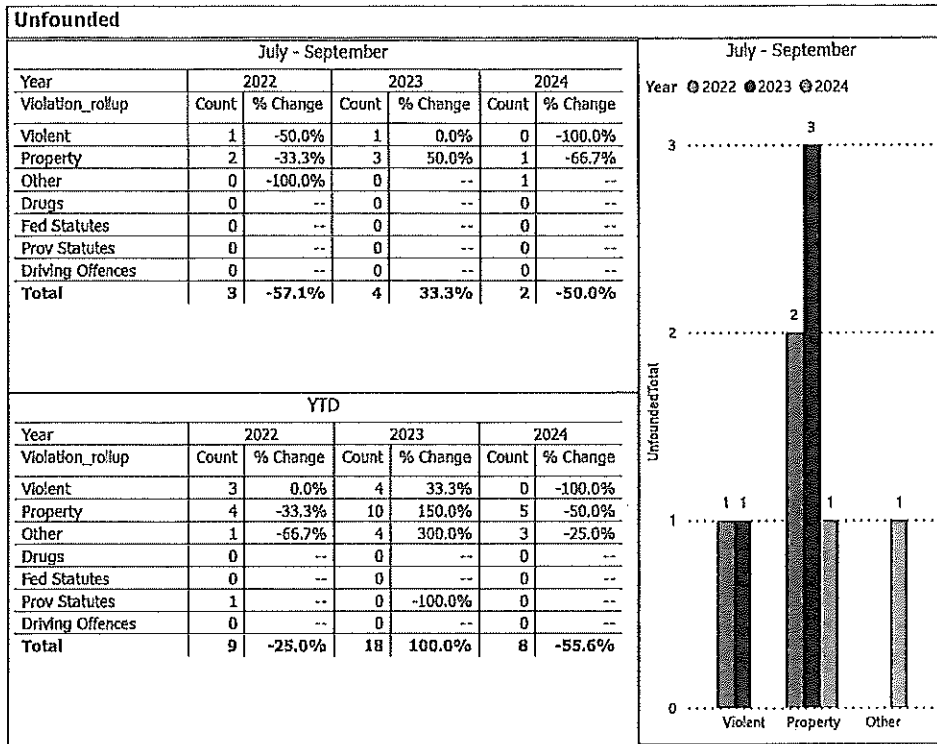


Detachment: 2C - DRYDEN
Location codes: 2C10 - IGNACE

Area(s): 2005 - Ignace
Data source date:
01-Oct-2024

Report Generated on:
01-Oct-2024 3:59:20 PM

**OPP Detachment Board Report
Records Management System
July - September 2024**

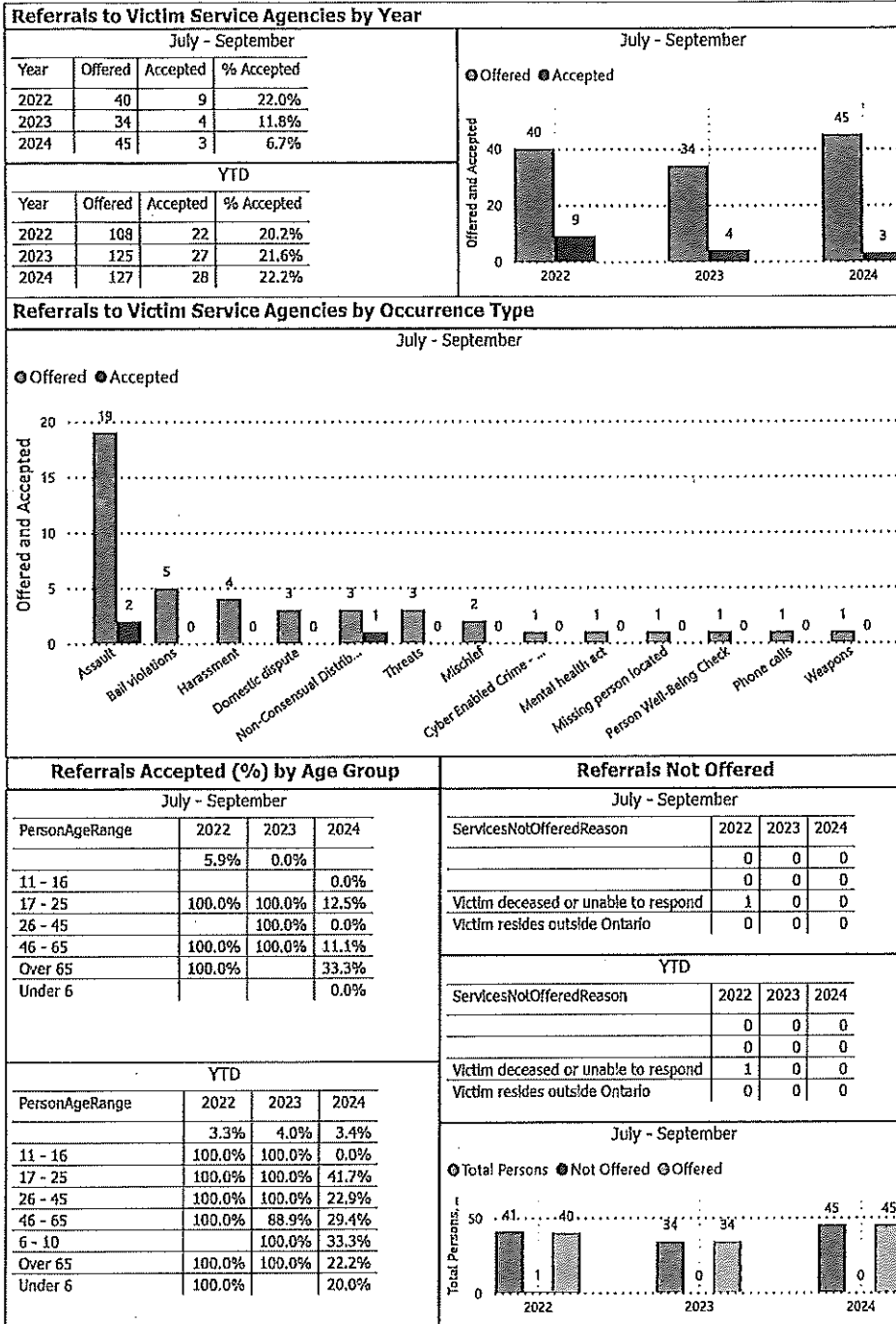


Detachment: 2C - DRYDEN
Local call codes: 2C10 - IGNACE

Area: 2005 - Ignace
Data source date:
10-May-2024

Report Generated on:
01-Oct-2024 3:59:20 PM

**OPP Detachment Board Report
Records Management System
July - September 2024**



Detachment: 2C - DRYDEN
Location code(s): 2C10 - IGNACE

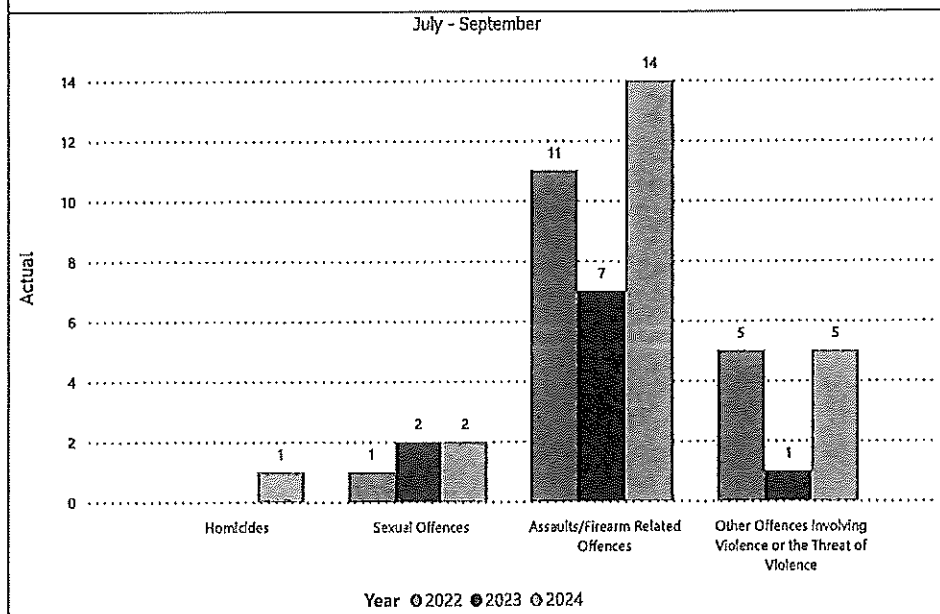
Area(s): 2005 - Ignace
Data source date:
01-Oct-2024

Report Generated on:
01-Oct-2024 3:59:20 PM

**OPP Detachment Board Report
Records Management System
July - September 2024**

Violent Crime						
July-September						
Year	2022		2023		2024	
	Actual	% Change	Actual	% Change	Actual	% Change
ViolationGrp						
Homicides	0	--	0	--	1	--
Other Offences Causing Death	0	--	0	--	0	--
Attempted Murder	0	--	0	--	0	--
Sexual Offences	1	-50.0%	2	100.0%	2	0.0%
Assaults/Firearm Related Offences	11	450.0%	7	-36.4%	14	100.0%
Offences Resulting in the Deprivation of Freedom	0	--	0	--	0	--
Robbery	0	--	0	--	0	--
Other Offences Involving Violence or the Threat of Violence	5	66.7%	1	-80.0%	5	400.0%
Offences In Relation to Sexual Services	0	--	0	--	0	--
Total	17	142.9%	10	-41.2%	22	120.0%

YTD						
Year	2022		2023		2024	
	Actual	% Change	Actual	% Change	Actual	% Change
ViolationGrp						
Homicides	0	--	0	--	1	--
Other Offences Causing Death	0	--	0	--	0	--
Attempted Murder	0	--	0	--	0	--
Sexual Offences	7	250.0%	5	-28.6%	8	60.0%
Assaults/Firearm Related Offences	32	88.2%	24	-25.0%	25	4.2%
Offences Resulting in the Deprivation of Freedom	2	--	1	-50.0%	0	-100.0%
Robbery	0	--	0	--	0	--
Other Offences Involving Violence or the Threat of Violence	9	12.5%	9	0.0%	13	44.4%
Offences In Relation to Sexual Services	0	--	0	--	0	--
Total	50	85.2%	39	-22.0%	47	20.5%



Detachment: 2C - DRYDEN
Location code(s): 2C10 - IGNACE

Area(s): 2005 - Ignace
Data source date:
01-Oct-2024

Report Generated on:
01-Oct-2024 3:59:20 PM

**OPP Detachment Board Report
Records Management System
July - September 2024**

Youth Charges by Disposition Type				July - September			
Disposition_Type	2022	2023	2024				
Ball	0	0	0				
Conviction	0	0	0				
Diverson	0	0	0				
NonConviction	0	0	0				
NotAccepted	0	0	0				
POATicket	0	0	0				
Total	0	0	0				
YTD							
Disposition_Type	2022	2023	2024				
Ball	0	0	0				
Conviction	0	0	0				
Diverson	0	0	0				
NonConviction	0	0	1				
NotAccepted	0	0	0				
POATicket	0	0	0				
Total	0	0	1				

Youth Charges by Disposition and Occurrence Type			July - September	
Year	2024	Total		
OccType				
Total		0		

YTD						
Year	2024					Total
OccType	Conviction	Diverson	NonConviction	NotAccepted	POATicket	
Ball violations	0	0	1	0	0	1
Total	0	0	1	0	0	1

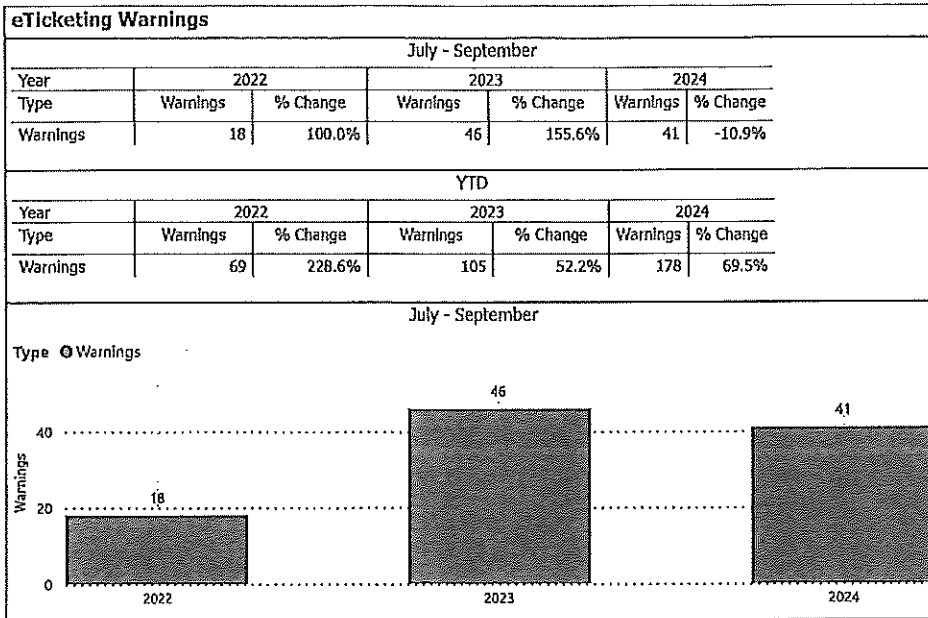
The tables and chart on this page present summarized youth charges by disposition and occurrence type that have been recorded in the OPP Niche RMS application. Of note... the Niche data sourced for this report page only lists youth charges that have had a disposition type entered against them. Therefore, please be aware that the counts of youth charges entries on this report page are under stating the potential sum of youth charges that are in OPP Niche RMS.

Detachment: 2C - DRYDEN
Location codes: 2C10 - IGNAE

Area: 2005 - Ignace
Data source date:
01-Oct-2024

Report Generated on:
01-Oct-2024 3:59:20 PM

**OPP Detachment Board Report
Records Management System
July - September 2024**



Detachment: 2C - DRYDEN
Location code: 2C10 - IGNACE

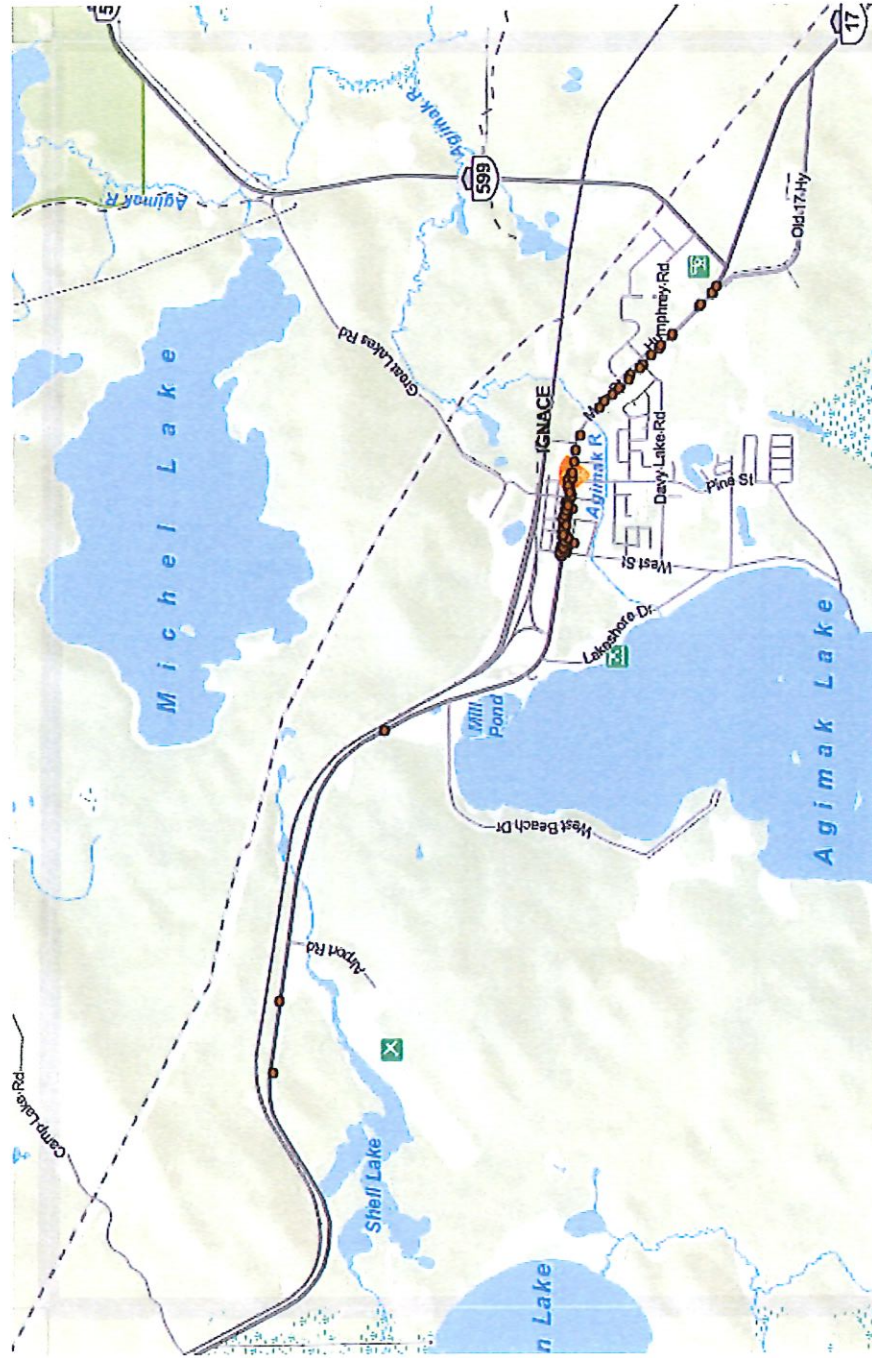
Area: 2005 - Ignace
Data source date:
01-Oct-2024

Report Generated on:
01-Oct-2024 3:59:20 PM

Ignace E-Ticket Map

July 1 – Sep 30, 2024

95 e-ticket occurrences



MUNICIPALITY OF IGNACE

Police Services Board
Detachment Commander's Report



October - December
2024 Fourth Quarter Report

***Forging strong and effective partnerships with
our communities***

Presented: March 5, 2025



Calls For Service (CFS) Billing Summary Report

Ignace
October to December - 2024

Billing Categories <i>(Billing categories below do not match traditional crime groupings)</i>	2024				2023			
	October to December	Year to Date	Time Standard	Year To Date Weighted Hours	October to December	Year to Date	Time Standard	Year To Date Weighted Hours
Violent Criminal Code	19	68	15.4	1,047.2	14	57	15.4	877.8
Property Crime Violations	8	46	6.3	289.8	12	68	6.3	428.4
Other Criminal Code Violations (Excluding traffic)	9	37	7.3	270.1	9	40	7.3	292.0
Drug Possession	1	4	6.9	27.6	2	2	6.9	13.8
Drugs	1	1	80.6	80.6	0	1	80.6	80.6
Statutes & Acts	11	75	3.5	262.5	8	72	3.5	252.0
Operational	61	264	3.8	1,003.2	53	269	3.8	1,022.2
Operational2	10	48	1.5	72.0	12	55	1.5	82.5
Traffic	3	14	3.8	53.2	6	21	3.8	79.8
Total	123	557		3,106.2	116	585		3,129.1

Note to Detachment Commanders:

- The content of each report is to be shared by the Detachment Commander only with the municipality for which it was generated. The municipality may treat this as a public document and distribute it as they wish.
- All data is sourced from the Niche RMS application. Included are 'reported' occurrences (actuals and unfounded occurrences) for 'billable' occurrences ONLY. Data is refreshed on a weekly basis.
- The Traffic category includes motor vehicle collision (MVC) occurrences entered into Niche (UCR code 8521). MVCs are NOT sourced from the eCRS application for this report.
- Only the primary violation is counted within an occurrence.
- Time standards displayed are for the 2024 billing period.

Note to Municipalities:

- Data contained within this report is dynamic in nature and numbers will change over time as the Ontario Provincial Police continues to investigate and solve crime.
- This report is NOT to be used for crime trend analysis as not all occurrences are included.
- Data groupings within this report do not match traditional crime groupings seen in other public reports such as the OPP Police Services Board reports or Statistics Canada reporting.



Calls For Service (CFS) Billing Summary Report

Ignace October to December - 2024

Billing Categories <i>(Billing categories below do not match traditional crime groupings)</i>		2024				2023			
		October to December	Year to Date	Time Standard	Year To Date Weighted Hours	October to December	Year to Date	Time Standard	Year To Date Weighted Hours
Property Crime Violations	Theft under - Other Theft	1	4	6.3	25.2	3	7	6.3	44.1
	Theft Under - Gasoline Drive-off	1	3	6.3	18.9	1	5	6.3	31.5
	Theft FROM Motor Vehicle Under \$5,000	0	0		0.0	0	1	6.3	6.3
	Possession of Stolen Goods under \$5,000	0	1	6.3	6.3	0	1	6.3	6.3
	Fraud - Steal/Forge/Poss./ Use Credit Card	0	1	6.3	6.3	0	0		0.0
	Fraud - False Pretence <= \$5,000	2	2	6.3	12.6	0	0		0.0
	Fraud -Money/ property/security > \$5,000	0	3	6.3	18.9	2	2	6.3	12.6
	Fraud -Money/ property/security <= \$5,000	0	1	6.3	6.3	1	4	6.3	25.2
	Fraud - Other	0	2	6.3	12.6	0	2	6.3	12.6
	Personation with Intent (fraud)	0	0		0.0	0	1	6.3	6.3
	Mischief - master code	1	11	6.3	69.3	0	12	6.3	75.6
	Mischief [Graffiti - Non Gang Related]	0	0		0.0	0	2	6.3	12.6
	Interfere with lawful use, enjoyment of property	0	4	6.3	25.2	1	2	6.3	12.6
	Property Damage	0	3	6.3	18.9	0	5	6.3	31.5
	Total	8	46	6.3	289.8	12	68	6.3	428.4
Other Criminal Code Violations (Excluding traffic)	Other Criminal Code * Sec.78 - Sec.96	1	1	7.3	7.3	0	0		0.0
	Offensive Weapons- Possession of Weapons	0	0		0.0	0	2	7.3	14.6
	Offensive Weapons- Carry concealed	0	0		0.0	1	1	7.3	7.3
	Offensive Weapons- Prohibited	0	0		0.0	0	1	7.3	7.3
	Offensive Weapons- Fail to Report Losing/Finding Firearm	0	0		0.0	1	1	7.3	7.3
	Offensive Weapons- Other Weapons Offences	0	0		0.0	0	1	7.3	7.3
	Bail Violations - Fail To Comply	6	22	7.3	160.6	4	19	7.3	138.7



Calls For Service (CFS) Billing Summary Report

Ignace October to December - 2024

Billing Categories <i>(Billing categories below do not match traditional crime groupings)</i>		2024				2023			
		October to December	Year to Date	Time Standard	Year To Date Weighted Hours	October to December	Year to Date	Time Standard	Year To Date Weighted Hours
Statutes & Acts	Trespass To Property Act	0	8	3.5	28.0	0	5	3.5	17.5
	Childrens Law Reform Act	0	0		0.0	0	1	3.5	3.5
	Total	11	75	3.5	262.5	8	72	3.5	252.0
Operational	Animal - Bear Complaint	0	0		0.0	0	5	3.8	19.0
	Animal - Left in Vehicle	0	1	3.8	3.8	0	0		0.0
	Animal Stray	3	8	3.8	30.4	0	1	3.8	3.8
	Animal Injured	1	3	3.8	11.4	1	1	3.8	3.8
	Animal - Other	0	1	3.8	3.8	0	1	3.8	3.8
	Animal - Dog Owners Liability Act	0	3	3.8	11.4	0	2	3.8	7.6
	Domestic Disturbance	10	33	3.8	125.4	5	28	3.8	106.4
	Suspicious Person	0	10	3.8	38.0	7	18	3.8	68.4
	Phone -Master code	0	1	3.8	3.8	0	0		0.0
	Phone -Nuisance - No Charges Laid	2	8	3.8	30.4	0	3	3.8	11.4
	Phone -Threatening - No Charges Laid	0	0		0.0	1	1	3.8	3.8
	Phone -Other - No Charges Laid	0	2	3.8	7.6	0	0		0.0
	Fire - Building	0	2	3.8	7.6	0	0		0.0
	Fire - Vehicle	2	2	3.8	7.6	0	1	3.8	3.8
	Fire - Other	0	0		0.0	1	1	3.8	3.8
	Insecure Condition - Master code	0	1	3.8	3.8	0	1	3.8	3.8
	Insecure Condition - Building	0	3	3.8	11.4	0	1	3.8	3.8
	Missing Person 12 & older	0	1	3.8	3.8	0	0		0.0
	Missing Person Located Under 12	0	0		0.0	0	2	3.8	7.6
	Missing Person Located 12 & older	0	1	3.8	3.8	0	0		0.0
	Noise Complaint - Master code	6	12	3.8	45.6	2	22	3.8	83.6
	Noise Complaint - Vehicle	0	0		0.0	0	1	3.8	3.8
	Noise Complaint - Animal	0	0		0.0	0	2	3.8	7.6
Noise Complaint - Others	0	0		0.0	0	2	3.8	7.6	



Calls For Service (CFS) Billing Summary Report

Ignace October to December - 2024

Billing Categories <i>(Billing categories below do not match traditional crime groupings)</i>		2024				2023			
		October to December	Year to Date	Time Standard	Year To Date Weighted Hours	October to December	Year to Date	Time Standard	Year To Date Weighted Hours
Operational2	False Alarm -Others	3	6	1.5	9.0	3	11	1.5	16.5
	Keep the Peace	3	26	1.5	39.0	8	29	1.5	43.5
	911 call / 911 hang up	1	7	1.5	10.5	0	5	1.5	7.5
	911 call - Dropped Cell	2	6	1.5	9.0	1	8	1.5	12.0
	Total	10	48	1.5	72.0	12	55	1.5	82.5
Traffic	MVC (MOTOR VEHICLE COLLISION) -Master code	0	0		0.0	0	2	3.8	7.6
	MVC - Personal Injury (MOTOR VEHICLE COLLISION)	0	0		0.0	0	1	3.8	3.8
	MVC - Prop. Dam. Non Reportable	0	2	3.8	7.6	3	6	3.8	22.8
	MVC - Prop. Dam. Reportable (MOTOR VEHICLE COLLISION)	3	8	3.8	30.4	3	9	3.8	34.2
	MVC - Prop. Dam. Failed to Remain (MOTOR VEHICLE COLLISION)	0	4	3.8	15.2	0	3	3.8	11.4
Total	3	14	3.8	53.2	6	21	3.8	79.8	
Total	123	557		3,106.2	116	585		3,129.1	

Note to Detachment Commanders:

- The content of each report is to be shared by the Detachment Commander only with the municipality for which it was generated. The municipality may treat this as a public document and distribute it as they wish.
- All data is sourced from the Niche RMS application. Included are 'reported' occurrences (actuals and unfounded occurrences) for 'billable' occurrences ONLY. Data is refreshed on a weekly basis.
- The Traffic category includes motor vehicle collision (MVC) occurrences entered into Niche (UCR code 8521). MVCs are NOT sourced from the eCRS application for this report.
- Only the primary violation is counted within an occurrence.
- Time standards displayed are for the 2024 billing period.

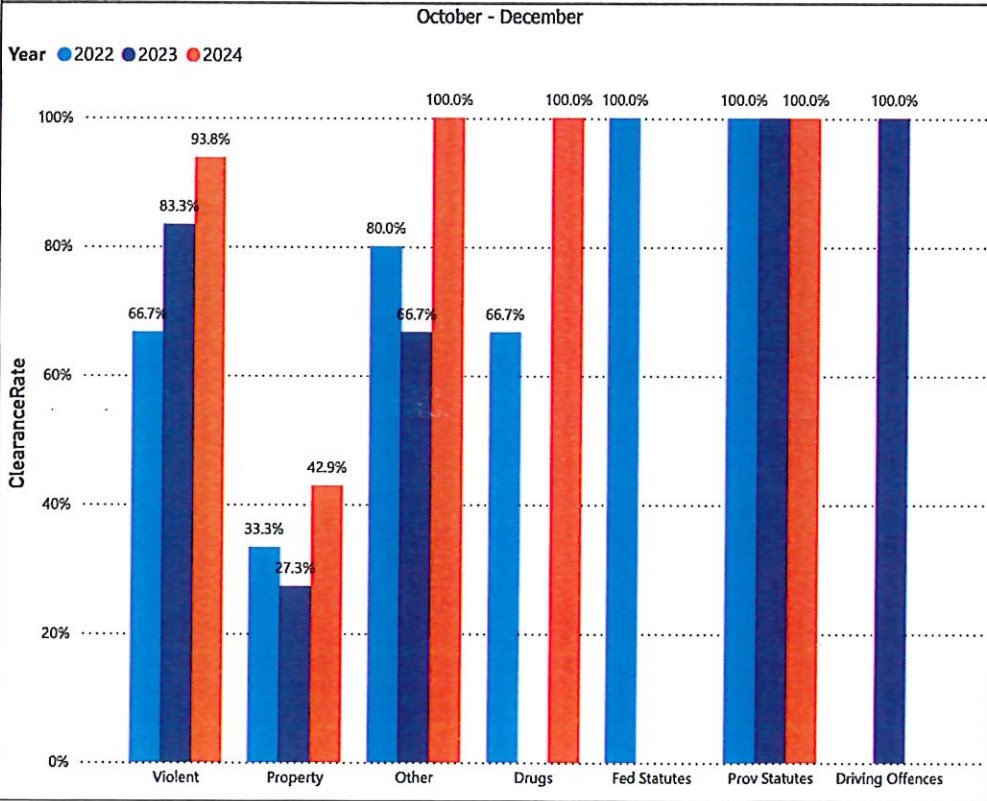
Note to Municipalities:

- Data contained within this report is dynamic in nature and numbers will change over time as the Ontario Provincial Police continues to investigate and solve crime.
- This report is NOT to be used for crime trend analysis as not all occurrences are included.
- Data groupings within this report do not match traditional crime groupings seen in other public reports such as the OPP Police Services Board reports or Statistics Canada reporting.

**OPP Detachment Board Report
Records Management System
October - December 2024**

Clearance Rate						
October - December						
Year	2022		2023		2024	
	%	% Change	%	% Change	%	% Change
Violent	66.7%	--	83.3%	25.0%	93.8%	12.5%
Property	33.3%	--	27.3%	-18.2%	42.9%	57.1%
Other	80.0%	--	66.7%	-16.7%	100.0%	50.0%
Drugs	66.7%	--		-100.0%	100.0%	--
Fed Statutes	100.0%	--		-100.0%		
Prov Statutes	100.0%	--	100.0%	0.0%	100.0%	0.0%
Driving Offences	0.0%	--	100.0%	--		-100.0%

YTD						
Year	2022		2023		2024	
	%	% Change	%	% Change	%	% Change
Violation_rollup						
Violent	77.5%	--	82.4%	6.3%	83.1%	0.9%
Property	32.8%	--	31.5%	-3.9%	44.7%	42.1%
Other	94.4%	--	75.7%	-19.9%	97.1%	28.3%
Drugs	60.0%	--	100.0%	66.7%	100.0%	0.0%
Fed Statutes	100.0%	--	50.0%	-50.0%		-100.0%
Prov Statutes	100.0%	--	96.3%	-3.7%	96.2%	-0.1%
Driving Offences	88.9%	--	100.0%	12.5%	100.0%	0.0%



Detachment: 2C - DRYDEN
Location code(s): 2C10 - IGNACE

Area(s): 2005 - Ignace
Data source date:
06-Jan-2025

Report Generated on:
06-Jan-2025 2:26:35 PM

**OPP Detachment Board Report
Collision Reporting System
October - December 2024**

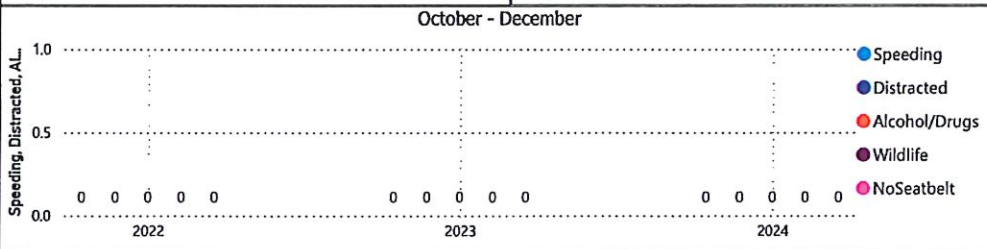
Fatalities in Detachment Area - Incidents									
October - December									
Type	Motor Vehicle			Motorized Snow Vehicle			Off-Road Vehicle		
Year	Alcohol/Drugs	Incidents	% Change	Alcohol/Drugs	Incidents	% Change	Alcohol/Drugs	Incidents	% Change
2022	0	0	--	0	0	--	0	0	--
2023	0	0	--	0	0	--	0	0	--
2024	0	0	--	0	0	--	0	0	--

YTD									
Type	Motor Vehicle			Motorized Snow Vehicle			Off-Road Vehicle		
Year	Alcohol/Drugs	Incidents	% Change	Alcohol/Drugs	Incidents	% Change	Alcohol/Drugs	Incidents	% Change
2022	0	0	--	0	0	--	0	0	--
2023	0	0	--	0	0	--	0	0	--
2024	0	0	--	0	0	--	0	0	--

Fatalities in Detachment Area - Persons Killed							
October - December							
Type	Motor Vehicle		Motorized Snow Vehicle		Off-Road Vehicle		
Year	Persons Killed	% Change	Persons Killed	% Change	Persons Killed	% Change	
2022	0	--	0	--	0	--	
2023	0	--	0	--	0	--	
2024	0	--	0	--	0	--	

YTD							
Type	Motor Vehicle		Motorized Snow Vehicle		Off-Road Vehicle		
Year	Persons Killed	% Change	Persons Killed	% Change	Persons Killed	% Change	
2022	0	--	0	--	0	--	
2023	0	--	0	--	0	--	
2024	0	--	0	--	0	--	

Primary Causal Factors in Fatal Motor Vehicle Collisions							
October - December				YTD			
	2022	2023	2024		2022	2023	2024
Speeding	0	0	0	Speeding	0	0	0
Speeding % Change	--	--	--	Speeding % Change	--	--	--
Distracted	0	0	0	Distracted	0	0	0
Distracted % Change	--	--	--	Distracted % Change	--	--	--
Alcohol/Drugs	0	0	0	Alcohol/Drugs	0	0	0
Alcohol/Drugs % Change	--	--	--	Alcohol/Drugs % Change	--	--	--
Wildlife	0	0	0	Wildlife	0	0	0
Wildlife % Change	--	--	--	Wildlife % Change	--	--	--
NoSeatbelt	0	0	0	NoSeatbeltYTD	0	0	0
NoSeatbelt YoY%	--	--	--	NoSeatbeltYTD YoY%	--	--	--



Data source (Collision Reporting System) date:
06-Jan-2025

Detachment: 2C - DRYDEN
Location code(s): 2C10 - IGNACE

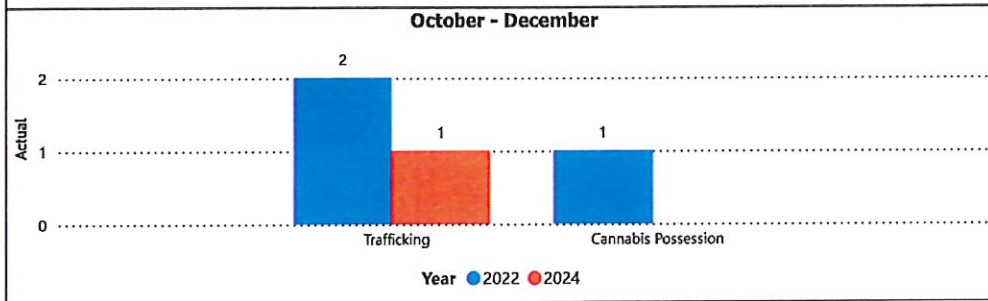
Area(s): 2005 - Ignace
Data source date:
06-Jan-2025

Report Generated on:
06-Jan-2025 2:26:35 PM

**OPP Detachment Board Report
Records Management System
October - December 2024**

Drug Crime						
October - December						
Year	2022		2023		2024	
ViolationGrp	Actual	% Change	Actual	% Change	Actual	% Change
Possession	0	--	0	--	0	--
Trafficking	2	--	0	-100.0%	1	--
Importation & Production	0	--	0	--	0	--
Cannabis Possession	1	--	0	-100.0%	0	--
Cannabis Distribution	0	--	0	--	0	--
Cannabis Sale	0	--	0	--	0	--
Cannabis Importation & Exportation	0	--	0	--	0	--
Cannabis Production	0	--	0	--	0	--
Other Cannabis Violations	0	--	0	--	0	--
Total	3	--	0	-100.0%	1	--

YTD						
Year	2022		2023		2024	
ViolationGrp	Actual	% Change	Actual	% Change	Actual	% Change
Possession	0	--	0	--	1	--
Trafficking	3	--	1	-66.7%	1	0.0%
Importation & Production	1	--	0	-100.0%	0	--
Cannabis Possession	1	--	0	-100.0%	0	--
Cannabis Distribution	0	--	0	--	0	--
Cannabis Sale	0	--	0	--	0	--
Cannabis Importation & Exportation	0	--	0	--	0	--
Cannabis Production	0	--	0	--	0	--
Other Cannabis Violations	0	--	0	--	0	--
Total	5	--	1	-80.0%	2	100.0%



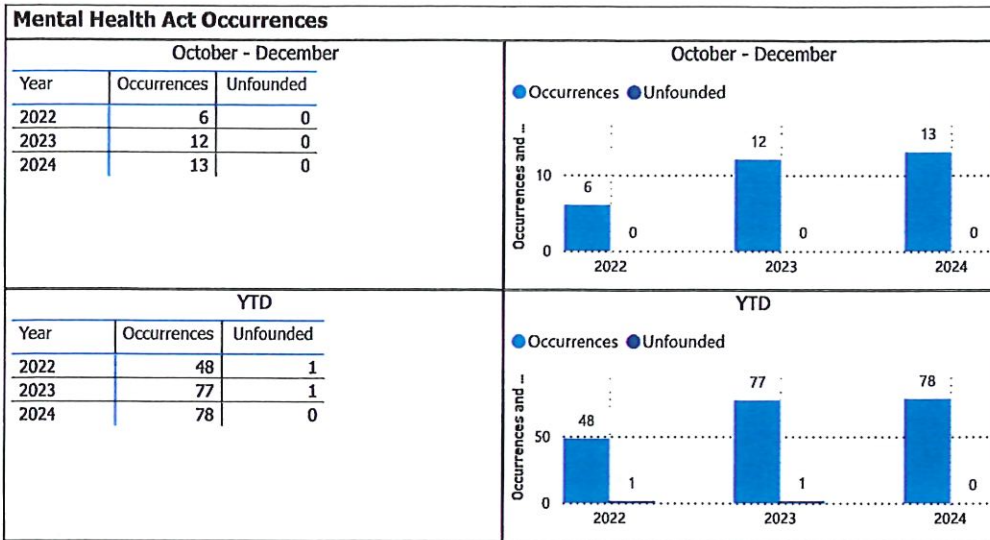
Top 3 Violation Types				Top 5 Violation Groups				
October - December				October - December				
Actual	2022	2023	2024	ViolationGrp	2022	2023	2024	Total
21	12	11	16	Assaults/Firearm Related Offences	11	11	10	32
12	5	9	9	Provincial Statutes	9	3	6	18
5	12	7	7	Failure to Comply	2	4	8	14
				Other Offences Involving Violence or the Threat of Violence	10	1	1	12
				Theft Under \$5000	3	5	3	11

Detachment: 2C - DRYDEN
Location code(s): 2C10 - IGNACE

Area(s): 2005 - Ignace
Data source date:
06-Jan-2025

Report Generated on:
06-Jan-2025 2:26:35 PM

**OPP Detachment Board Report
Records Management System
October - December 2024**



Mental Health Act Occurrences by Occurrence Type

October - December		
Year	2024	
	Occurrences	Unfounded
Attempt or threat of suicide	1	0
Mental health act	11	0
Unwanted person	1	0
Total	13	0

Detachment: 2C - DRYDEN
Location code(s): 2C10 - IGNACE

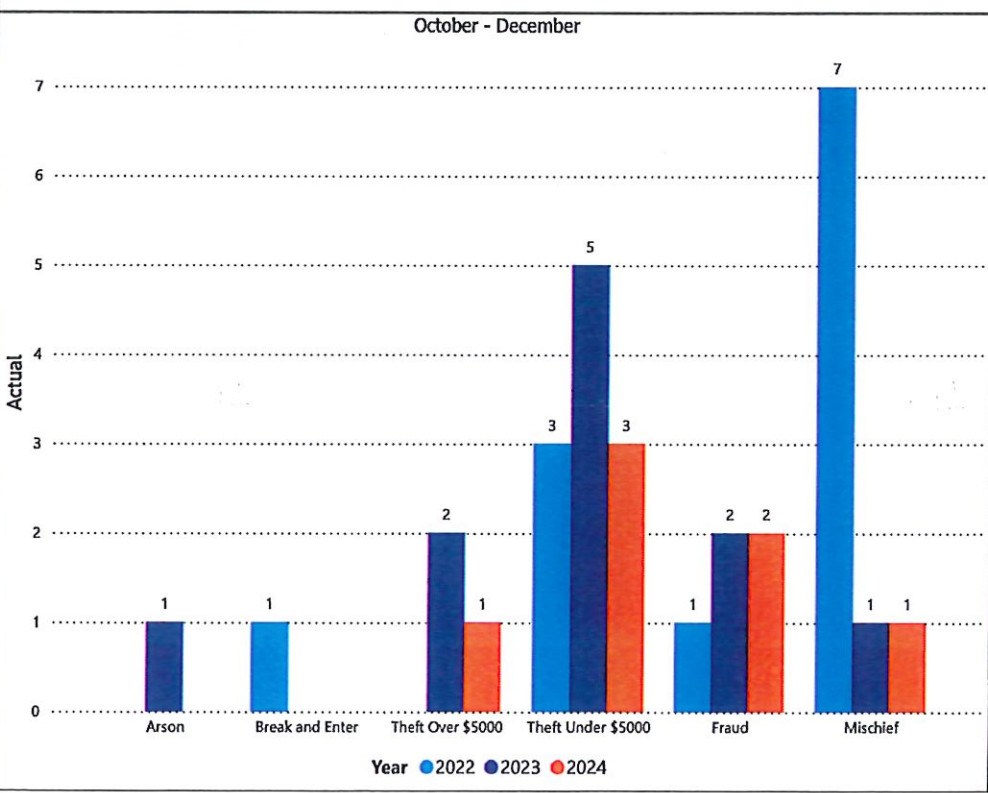
Area(s): 2005 - Ignace
Data source date:
06-Jan-2025

Report Generated on:
06-Jan-2025 2:26:35 PM

**OPP Detachment Board Report
Records Management System
October - December 2024**

Property Crime						
October - December						
Year	2022		2023		2024	
ViolationGrp	Actual	% Change	Actual	% Change	Actual	% Change
Arson	0	--	1	--	0	-100.0%
Break and Enter	1	--	0	-100.0%	0	--
Theft Over \$5000	0	--	2	--	1	-50.0%
Theft Under \$5000	3	--	5	66.7%	3	-40.0%
Possession/Trafficking Stolen Goods	0	--	0	--	0	--
Fraud	1	--	2	100.0%	2	0.0%
Mischief	7	--	1	-85.7%	1	0.0%
Total	12	--	11	-8.3%	7	-36.4%

YTD						
Year	2022		2023		2024	
ViolationGrp	Actual	% Change	Actual	% Change	Actual	% Change
Arson	1	--	1	0.0%	0	-100.0%
Break and Enter	11	--	9	-18.2%	4	-55.6%
Theft Over \$5000	1	--	6	500.0%	2	-66.7%
Theft Under \$5000	17	--	16	-5.9%	12	-25.0%
Possession/Trafficking Stolen Goods	1	--	1	0.0%	1	0.0%
Fraud	8	--	4	-50.0%	6	50.0%
Mischief	19	--	17	-10.5%	13	-23.5%
Total	58	--	54	-6.9%	38	-29.6%

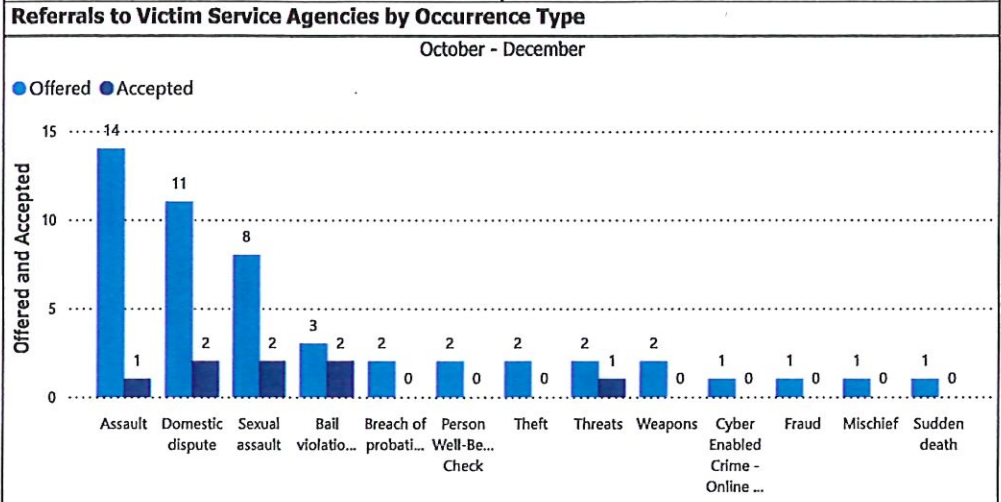
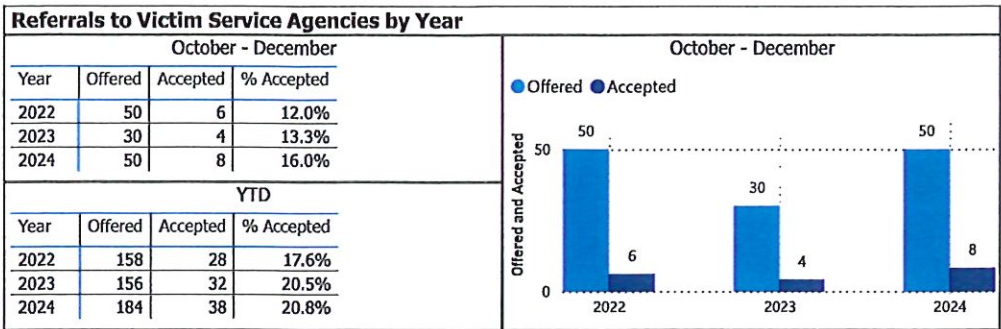


Detachment: 2C - DRYDEN
Location code(s): 2C10 - IGNACE

Area(s): 2005 - Ignace
Data source date:
06-Jan-2025

Report Generated on:
06-Jan-2025 2:26:35 PM

**OPP Detachment Board Report
Records Management System
October - December 2024**



Referrals Accepted (%) by Age Group

October - December

PersonAgeRange	2022	2023	2024
	0.0%	3.7%	
11 - 16			20.0%
17 - 25			33.3%
26 - 45	100.0%	100.0%	18.8%
46 - 65	100.0%	100.0%	11.1%
6 - 10			0.0%
Over 65	100.0%		0.0%
Under 6	100.0%		

Referrals Not Offered

October - December

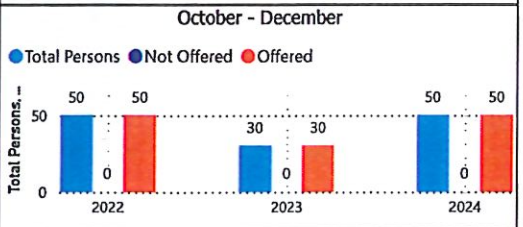
ServicesNotOfferedReason	2022	2023	2024
	0	0	0
Victim deceased or unable to respond	0	0	0
Victim resides outside Ontario	0	0	0

YTD

ServicesNotOfferedReason	2022	2023	2024
	0	0	0
Victim deceased or unable to respond	1	0	0
Victim resides outside Ontario	0	0	0

YTD

PersonAgeRange	2022	2023	2024
	2.2%	3.9%	3.4%
11 - 16	100.0%	100.0%	11.1%
17 - 25	100.0%	100.0%	40.0%
26 - 45	100.0%	100.0%	22.2%
46 - 65	100.0%	90.9%	21.6%
6 - 10		100.0%	20.0%
Over 65	100.0%	100.0%	14.3%
Under 6	100.0%		20.0%

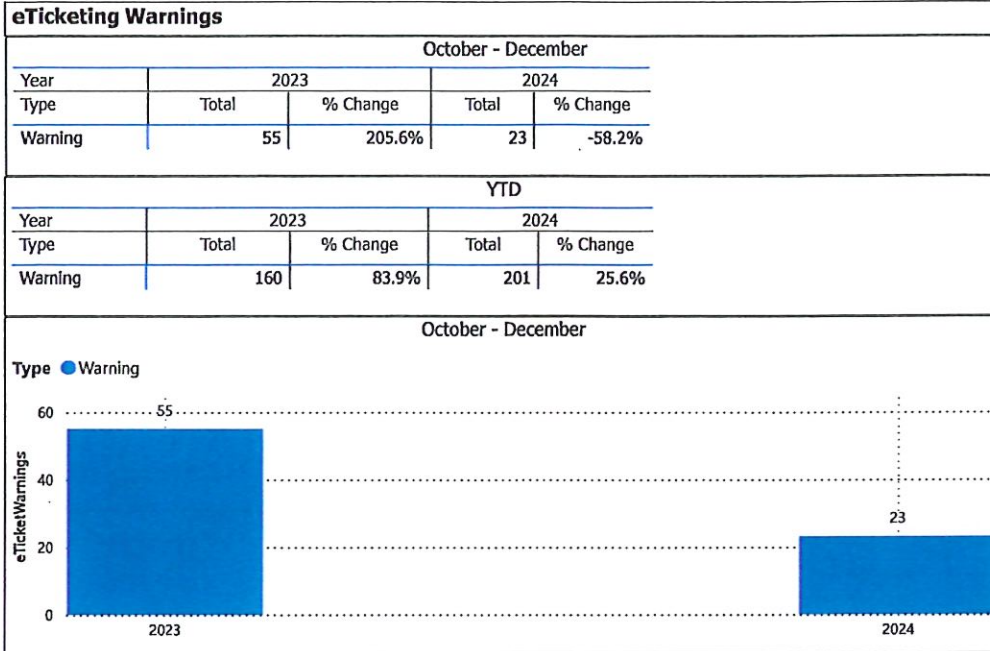


Detachment: 2C - DRYDEN
Location code(s): 2C10 - IGNACE

Area(s): 2005 - Ignace
Data source date:
06-Jan-2025

Report Generated on:
06-Jan-2025 2:26:35 PM

**OPP Detachment Board Report
Records Management System
October - December 2024**



Note: The eTicketing system was not fully implemented until the end of 2022, therefore data is only available beginning in 2023. % Change in 2023 may appear higher in this report due to the incomplete 2022 data.

Detachment: 2C - DRYDEN
Location code(s): 2C10 - IGNACE

Area(s): 2005 - Ignace
Data source date:
6-Jan-25

Report Generated on:
06-Jan-2025 2:29:16 PM

Ignace E-Ticket Map

Oct 1 – Dec 31, 2024

52 e-ticket occurrences

